

CITY OF FENTON FIRE DEPARTMENT



2014

Annual Report

Mission Statement:

"To protect life and property of the people of our community with the highest quality of service possible."

2014 Annual Report

TO: LYNN MARKLAND, CITY MANAGER

YEAR IN REVIEW

The Department responded to a total of 499 incidents in 2014, compared to 496 in 2013. We averaged 42 incidents per month. There were 375 incidents in the City (a 9% increase of 29 incidents compared to 346 in 2013). In Tyrone Township we had 124 incidents (a 17% decrease from 150 in 2012 and 2013). Tyrone Township in return paid the City approximately \$170,000 for fire services in 2014, which was a decrease of approximately \$34,000. We also collected \$8,690 under our cost recovery ordinance. The average response time to all types of incidents in the City was 7.31 minutes and 9.81 minutes in Tyrone Township. Estimated property fire losses in 2014 amounted to approximately \$287,450 with \$48,200 being lost in the City and \$239,250 lost in Tyrone Township.

Highlights of 2014 include:

We were awarded an \$880 grant from the One Hundred Club of Genesee, Shiawassee, and Lapeer Counties for the purchase of replacement life safety rescue ropes.

In the first week of January the area was hit with one of the largest snow storms in recent history. The area received about 17 inches of snow. This made for treacherous roads and difficult operations. The severe weather resulted in about 20 extra incidents for the month of January.



In June the department attended live fire training at Oakland Community College. There were two sessions and the department was split in half, so that half could attend, and the other half remained in town for coverage. These trainings are very valuable to the members as it allows them to have the ability to train with live fire scenarios. They are able to crawl through heat and smoke, find the fire, and use actual fire hand lines to extinguish the fire.

Highlights of 2014 continued:

In April the department hosted a special training session. Internationally renowned speaker and expert on vehicle extrication Ron Moore visited our station. He presented a class on vehicle extrication and new hybrid vehicle technology. We were extremely lucky to host such a high caliber class for free here at our station.



2014 was another successful year for our partnership with the City of Linden and STAT EMS. STAT responded to 1,910 EMS calls in the City of Fenton during 2014. STAT averaged over 5 EMS calls for service per day in 2014. In 2010 they responded to 1,333 call for service, that's a 44% increase in five years! Their average response time this year to a life threatening (tier 1) medical emergency was 5 minutes and 13 seconds and 7 minutes and 28 seconds to non-life threatening (tier 2) medical calls.

In October the fire department was invited to attend an evening roof top party at the Fire Hall Restaurant. It was to showcase the photos of the firefighters. The entire evening went great and was well attended.



Highlights of 2014 continued:

During the course of 2014 our daytime duty shift personnel conducted a total of 303 inspections at businesses throughout the city. There were over 800 fire code violations found during those inspections. The inspectors completed over 600 follow up re-inspections to ensure violations were corrected by the businesses. Our inspection program is one of, if not the only one in Genesee County, which is this thorough. We inspect every business in the city and accomplish this with only part-time inspectors. These inspections have resulted in a much safer business community. The main goal of our inspection program is to reduce fires in commercial occupancies.

On November 7th Firefighter Dave Williams was presented with the Community Hero award at the Fenton Regional Chamber of Commerce's annual awards dinner. Dave was nominated for his 40 years of service to the department and to his community.

In April of 2014 we had three probationary firefighters graduate from the Genesee County firefighter academy. All three have since been promoted from probationary firefighter to regular firefighter status. They are shown below at the graduation banquet with Chief Cairnduff and Deputy Chief Hadfield. They are from left to right: Caleb Alderman, Brandon Brown, and Matt Murray.



The Fire Department and the Firefighters Association remained very active in our community during 2014. The department provided over 700 hours of community service at different events and activities throughout the city. On top of the community service hours, the department members provided 106 hours of fire prevention activities to children in the schools and at the station. All of the community service events are voluntary and the firefighters receive no compensation. The department members take great pride in their service and commitment to our community.

Please review the remainder of this annual report. I hope it helps provide you with insight about the fire department and its role within our community.

Robert Cairnduff

Fire Chief

Officers

Robert Cairnduff

Fire Chief

(Service Date: 7/1996)

Edward Hadfield

Deputy Chief

(Service Date: 8/1982)

Charles Koan

Assistant Chief

(Service Date: 7/1971)

Captain: Karl Sturgis (Service Date: 1/1983)

Captain: Scott Smith (Service Date: 8/1982)

Lieutenant: Nick Will (Service Date: 2/1999)

Lieutenant: Jeff Shook (Service Date: 1/1995)

Lieutenant: Casey Gilbert (Service Date: 11/2001)

Chief Engineer: Craig Jensen (Service Date: 7/1981)

Firefighters

Name	Service Date	Name	Service Date
Caleb Alderman	9/2013	Dustin Lucius	11/2004
Paul Bond	5/2013	R. Maksymowski	7/2004
Brandon Brown	9/2013	Al Morea	4/1974
Frank Carpenter	1/2007	Matthew Murray	8/2013
Marshall Colley	12/2005	Mikel Peterson	4/1984
Andrew Evans	2/2010	Krystopher Pettey	8/2011
Matt Everhard	5/2009	Nick Schulz	11/2001
Matthew Hadfield	7/2007	David Siburt	9/2014
Pat Hajec	7/2007	Josh Sturgis	3/2004
Ryan Jenema	11/2006	Kelsey Sturgis	10/2007
Michael Johnson	2/2010	Joseph Voiles	5/2013
Eric Kanyak	8/2011	Travis Whitman	4/2012
Chris Kelley	8/2011	Dave Williams	3/1975

Fire Department Awards

Firefighter of the Year

Firefighter Matthew Everhard was chosen as this year's recipient of the Firefighter of the year award. This award is given annually to a member of the department and is voted on by the entire membership. Matt joined the department in May of 2009. Matt is a certified Firefighter II, and is a licensed Medical First Responder (MFR). He was promoted to one of our Fire Prevention Specialists in 2013 and has performed extremely well in that new role. Firefighter Everhard currently serves as the President of the Firefighters Association and Chairman of the Firefighters Charity board. Matt has put in countless hours working at public relations events, fire prevention, and charity event activities. Matt has been extremely dedicated to our department and to our community and is deserving of the award.



FFOY Matt Everhard receiving his award from past recipients Marshall Colley and Dustin Lucius

Fire Department Awards

Chiefs Award

The Chief's award is given to a person or persons that have gone above and beyond with their service to the department. The award recipients are chosen by the Chief. This year's award was presented to Assistant Chief Charlie Koan. Chief Koan has been a member of this department since 1971 and he continues to dedicate much of his spare time to this department. Charlie is always willing to help with special projects, public relations events, and fire prevention activities. Charlie has taken on decorating the station at Christmas time and has done a terrific job. Chief Koan can always be counted on to be ready to help with anything that is asked of him and that is why I chose him as this year's Chiefs award recipient.



Assistant Chief Koan receiving the Chiefs award from Chief Cairnduff

Service Awards


This year there were numerous service awards handed out. The fire department presents awards for every 5 years of service to the department. The recipients are listed below:

Matt Hadfield	5 Years of service
Dustin Lucius	10 Years of service
Bobby Maksymowski	10 Years of service
Josh Sturgis	10 Years of service
Nick Will	15 Years of service

Fire Department Awards

Service Awards- cont.

Firefighter Mikel Peterson was presented with a 30 year service award. Mike joined the department in April of 1984.



FF Peterson being presented his 30 year award from President Matt Everhard

Firefighter Al Morea was presented with a 40 year service award. Al joined the department in April of 1974



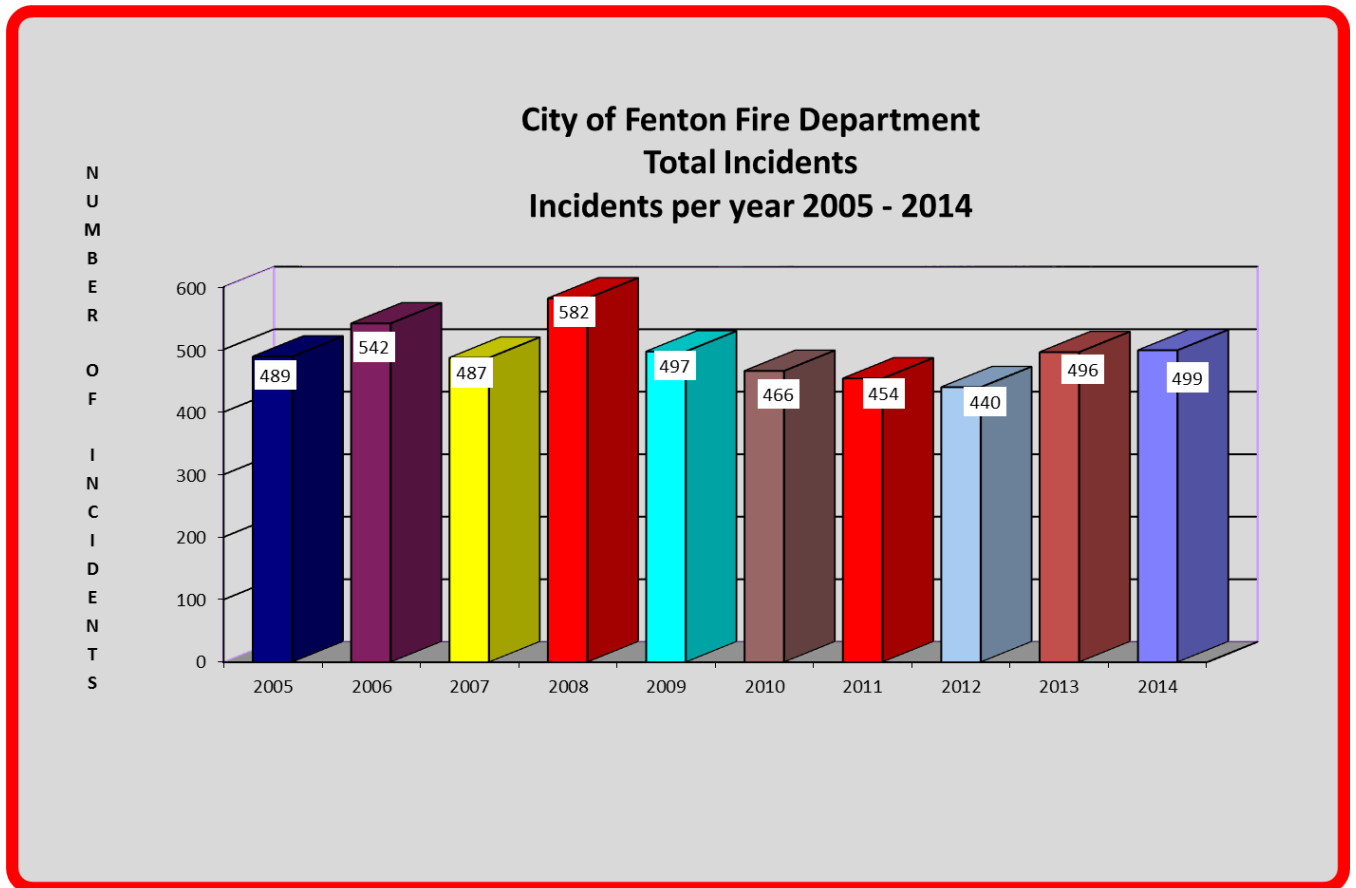
FF Morea being presented his 40 year award from Vice President Matt Hadfield and Secretary Eric Kanyak

INCIDENT STATISTICS

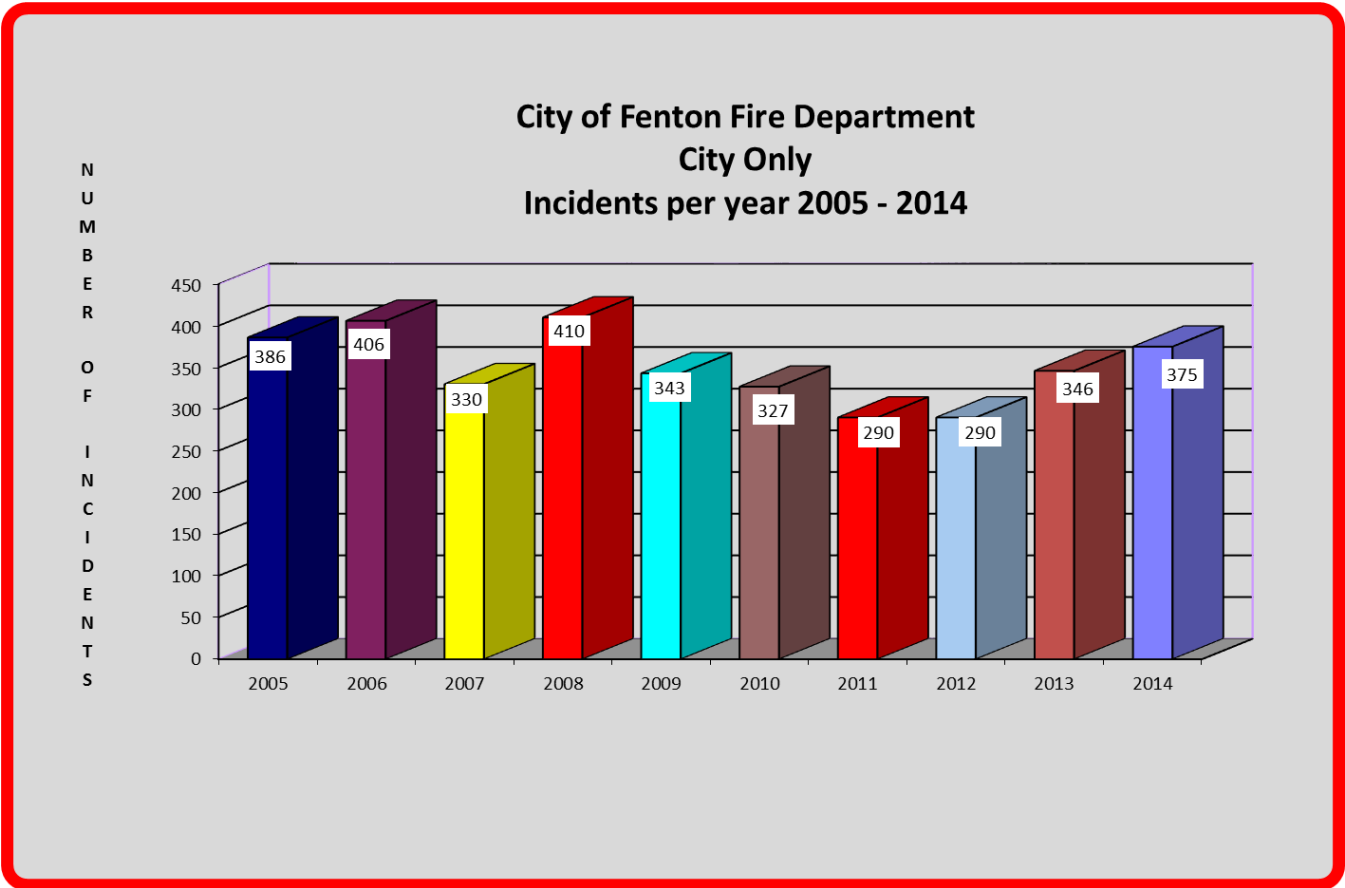
JANUARY 1 – DECEMBER 31, 2014



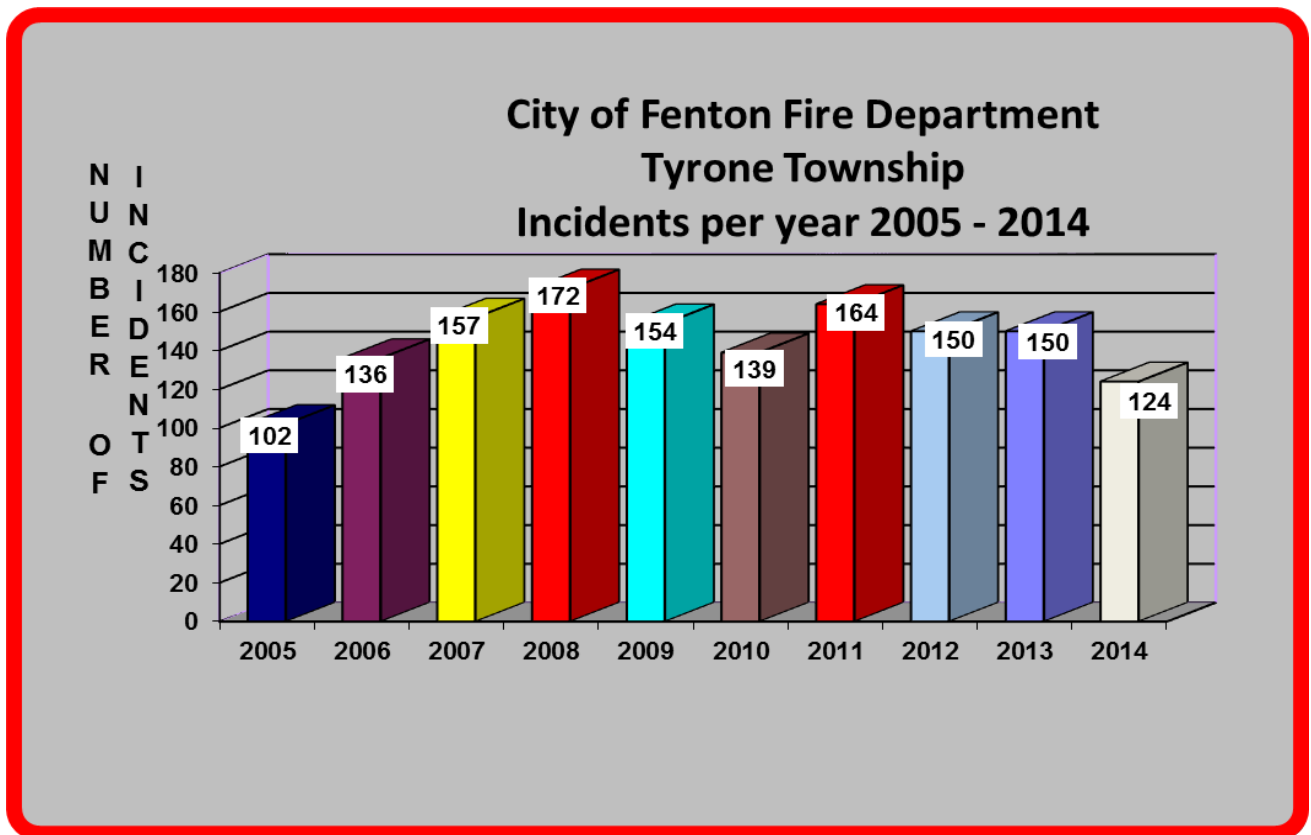
Number of Incidents Per Year 2005 – 2014 TOTAL INCIDENTS



Number of Incidents Per Year 2005 – 2014 CITY OF FENTON ONLY



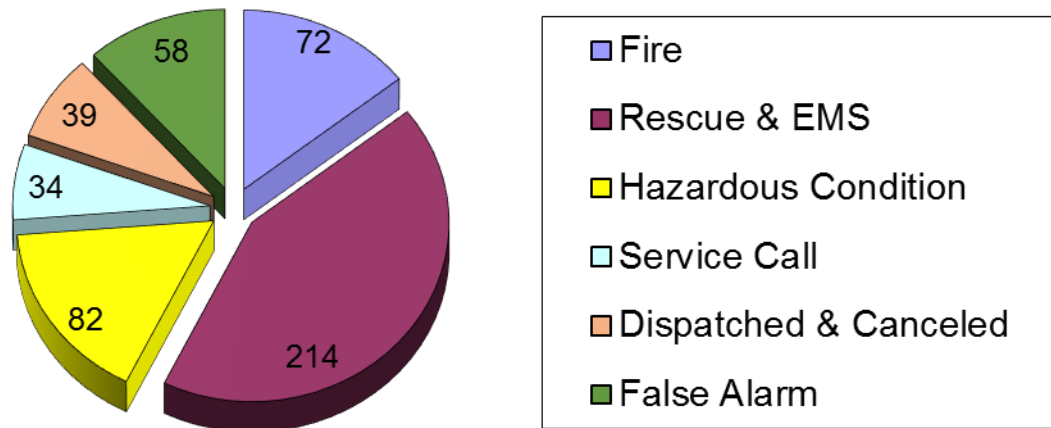
Number of Incidents Per Year 2005 – 2014 TYRONE TOWNSHIP



Incident Reporting By Type of Incident

January 1 – December 31, 2014

City of Fenton Fire Department Year 2014 by Incident Type



TYPE OF INCIDENT:

100's Fire	72
300's Rescue & EMS	214
400's Hazardous Condition	82
500's Service Call	34
600's Good Intent	39
700's False Alarm	58

Total Incidents: 499

Incident Report Summary

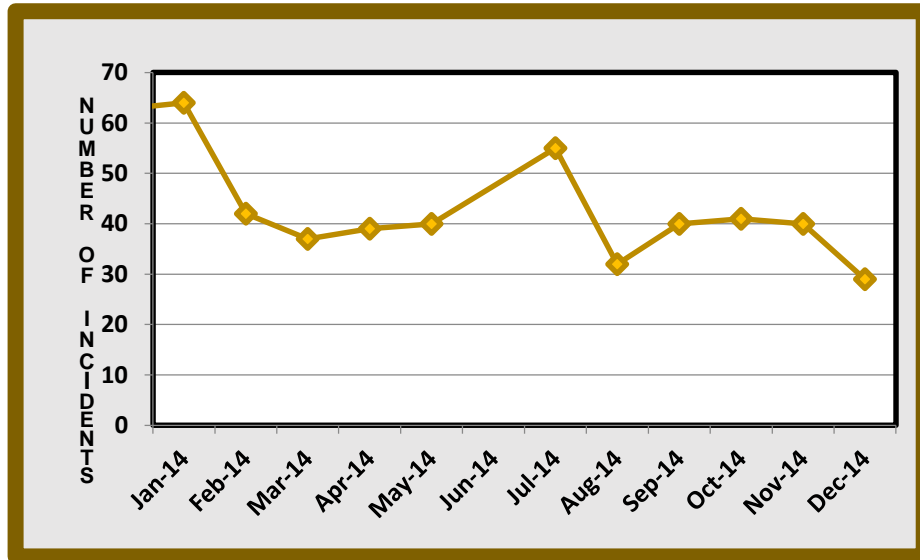
January 1 – December 31, 2014

<u>Incident Type</u>	<u>Total Incidents</u>
100 Fire	1
111 Building Fire	13
1111 Mutual Aid Building Fire	26
1113 Mutual Aid Cover Assignment	4
113 Cooking fire, confined to container	4
114 Chimney Fire contained to Chimney or Flue	1
118 Trash or Rubbish Fire, contained	1
131 Passenger Vehicle Fire	10
137 Camper Fire	1
143 Grass Fire	5
150 Outside rubbish fire, other	1
154 Dumpster Fire	4
160 Special outside fire, other	1
311 Medical Assist, Assist EMS Crew	6
321 EMS call, excluding vehicle accident with injury	137
322 Motor vehicle accident with injuries	54
323 Motor Vehicle/Pedestrian accident	3
324 Motor Vehicle Accident with no injuries	8
352 Extrication of victim(s) from vehicle	3
353 Removal of victim from stalled elevator	1
357 Extrication of victim from machinery	1
360 Ice Rescue	1
400 Hazardous condition, other	4
411 Gas or other flammable liquid spill	12
412 Gas Leak (natural gas or LPG)	9
421 Chemical Hazard	1
422 Chemical Spill or leak	2
424 Carbon Monoxide Incident	10
441 Heat from short circuit	1
444 Power line down	20
445 Arcing, shorted electrical equipment	2
463 Vehicle accident, general clean-up	21

<u>Incident Type</u>	<u>Total Incidents</u>	
520	Water problem	1
522	Water steam leak	1
5311	Smoke/Odor Investigation	22
542	Animal rescue	1
550	Public Service Assistance	3
551	Assist Police or governmental agency	1
561	Unauthorized Burning	5
600	Good intent call	2
611	Dispatched and Canceled En Route	33
622	No incident found on arrival at dispatch address	1
651	Smoke scare, odor of smoke	1
671	HazMat Release Investigation with no HazMat	2
700	False Alarm	1
721	Bomb Scare	1
731	Sprinkler Activation due to malfunction	1
736	CO Detector Activation due to malfunction	1
741	Sprinkler Activation, no fire	2
743	Smoke Detector Activation, no fire	5
744	Detector Activation, no fire	1
745	Alarm System Activation, no fire, unintentional	46
TOTAL NUMBER OF INCDIENTS:		499

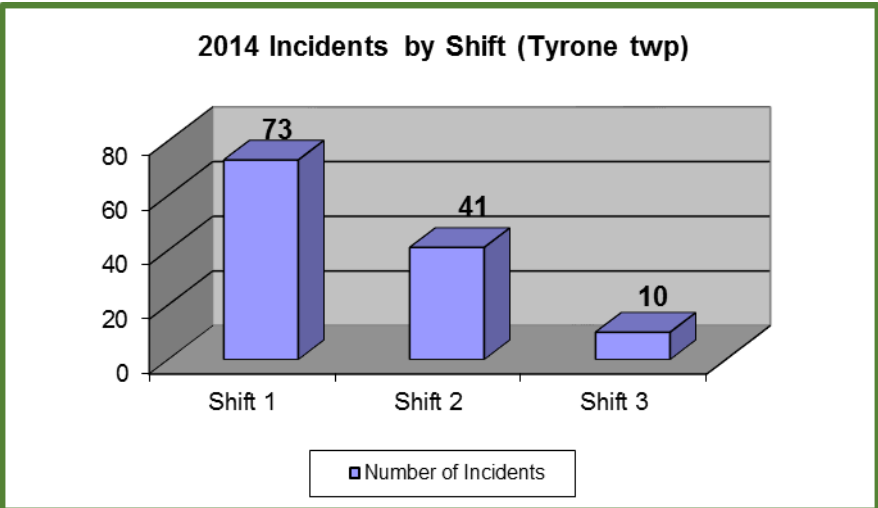
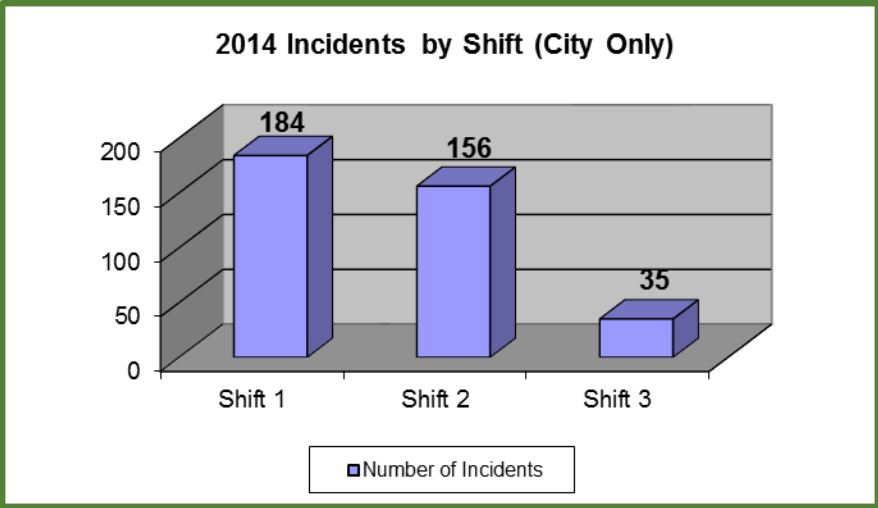
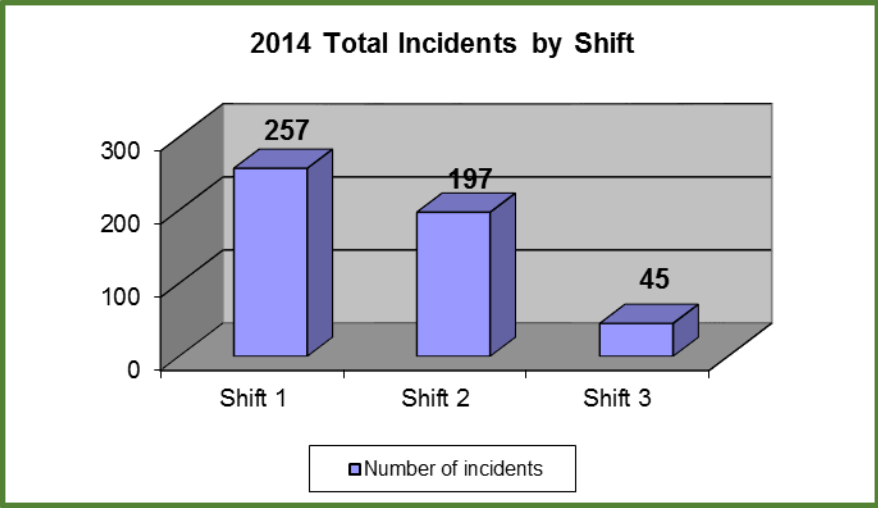
Incident Reporting By Month

January 1 – December 31, 2014

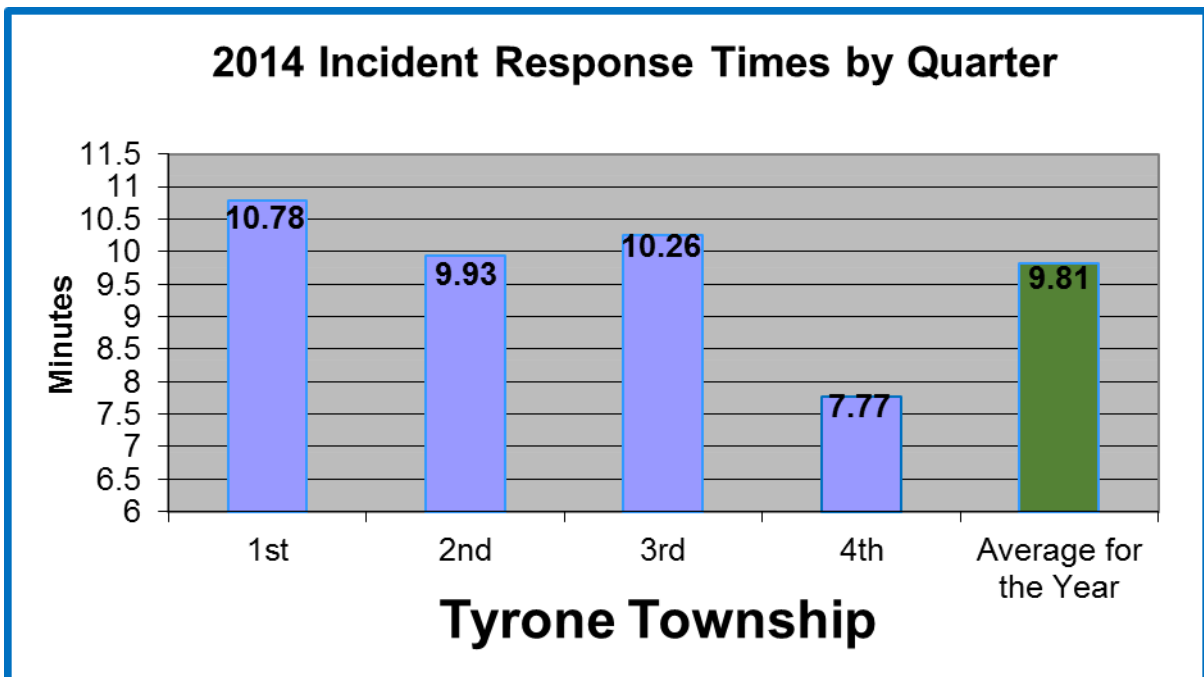
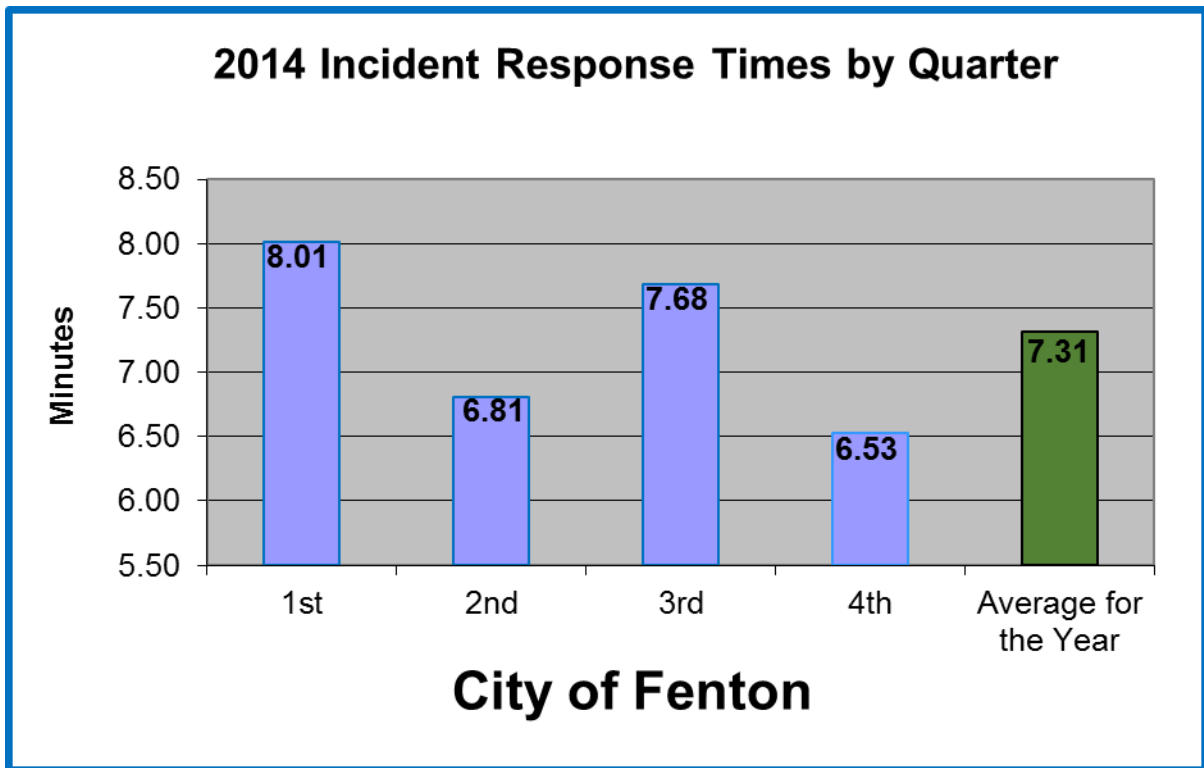


<u>Month</u>	<u>Number of Incidents</u>
January 2014	64
February 2014	42
March 2014	37
April 2014	39
May 2014	40
June 2014	40
July 2014	55
August 2014	32
September 2014	40
October 2014	41
November 2013	40
December 2013	29
TOTAL INCIDENTS:	499

2014 Incidents by Shift



2014 Incident Response Times by Quarter



2014 Payroll

<u>Number of Incidents</u>		<u>Personnel Responses</u>	
January – March	143	January – March	2336
April – June	119	April – June	1974
July – September	127	July – September	1883
October – December	<u>110</u>	October – December	<u>1566</u>
Total 2014	499		7759

Payroll Cost per Quarter

	<u>Incident Payroll</u>	<u>Total Payroll *</u>
January – March	\$47,600.00	\$71,770.50
April – June	\$42,125.00	\$62,981.50
July – September	\$40,050.00	\$56,052.00
October – December	<u>\$35,700.00</u>	<u>\$51,538.50</u>
Total 2014	\$165,475.00	\$242,342.50

Overtime (Included in incident payroll)

	Hours	Pay Cost
January – March	591	\$10,047.00
April – June	448	\$7,616.00
July – September	223	\$3,791.00
October – December	<u>262</u>	<u>\$4,454.00</u>
Total 2014 Overtime	1524	\$25,908.00

** Included in total payroll: Incident pay, overtime, training, fire prevention and officer pay.*

Fire Department Incidents – 2014

