


City of Fenton
Fire Department
2008 ANNUAL REPORT



City of Fenton Fire Department
205 East Caroline Street
Fenton, MI 48430



City of Fenton

Fire Department • 205 East Caroline Street • Fenton, MI 48430 • (810) 629-8595 • EMERGENCY 911

2008 Annual Report

To: Lynn Markland, City Manager

2008 was another busy year for the Fenton Fire Department.

The Department responded to a total of 582 incidents in 2008, compared to 487 in 2007. That is an increase of 20%. We averaged 49 incidents per month. There were 410 incidents in the city, and 172 in Tyrone Township. Tyrone Township in return paid the city \$208,593 for fire services in 2008. We also collected \$24,378.64 under our cost recovery ordinance. The average response time to an incident in the city was 6.95 minutes and 10.22 in Tyrone Township. Estimated fire losses in 2008 amounted to approximately \$213,850. That is an extremely low amount for total fire losses and I attribute that to our quick response time and excellent fire prevention programs.


Highlights of 2008 include:

Six members of the Fire Department receiving “life-saving” commendations for their actions in reviving a 48 year old female resident that was in cardiac arrest.

The Fire Department purchased two brand new Automated External Defibrillators (AED’s). These two new AED’s replace two units that were outdated and now allow us to use them on pediatric patients.

The firefighters association held its second annual charity golf outing and unlike the first one there were no tornados. The event was once again a big success and raised nearly \$5,000 for local charities.

The annual fire prevention open house in October has become our biggest public relations event. This year saw another big turnout with over 1,000 people attending.



City of Fenton

Fire Department • 205 East Caroline Street • Fenton, MI 48430 • (810) 629-8595 • EMERGENCY 911

All of the fire officers completed the NIMS IS-300 level certification, as well as all fire personnel completing NIMS IS-100 and IS-700 as required by the Federal Government.

The Fire Department placed an order with Rosenbauer Manufacturing to build a pumper/tanker to replace the current 1988 Spartan/Darley. The department will take delivery of the truck in the fall of 2009.

The department was awarded a \$1,500 grant from the "Hundred Club of Flint" to purchase the new required traffic safety vests.

The Fire Department and the Firefighters Association have always been very active in the community, and this year was no exception. The department receives numerous requests to attend and help at community events, so many that we have to turn some down, but in 2008 the department provided 525 community service hours. On top of the community service hours the department members also provided an additional 92 hours of fire prevention to children in the schools and at the station. All of the community service events are voluntary and the firefighters receive no compensation. The number of hours put in by our firefighters at these community events is impressive, and yet another indicator of the level of dedication they have to this department and community.

During 2008 the department continued on its effort to become more proactive in the community in regards to fire safety. At the end of 2008 we completed the first round of "Fire and Life Safety Analysis" inspections. The inspections are being performed by the dayshift duty personnel that work from 12-5 p.m. during the week. This program was a large undertaking, and we are still working with the businesses to clear up any deficiencies. We also continue to offer our free smoke and carbon monoxide detectors to residents.

Please review the remainder of this annual report. I hope you will find it interesting as well as informative. Please feel free to contact me for any additional information or clarification.

Robert C. Cairnduff
Fire Chief

City of Fenton Fire Department

Officers

Robert Cairnduff
Fire Chief
(Service Date: 7/1996)

Edward Hadfield
Deputy Chief
(Service Date: 8/1982)

Charles Koan
Assistant Chief
(Service Date: 7/1971)

Captain: **Karl Sturgis** (Service Date: 1/1983)
Captain: **Scott Smith** (Service Date: 8/1982)

Lieutenant: **Nick Will** (Service Date: 2/1999)
Lieutenant: **Jeff Shook** (Service Date: 1/1995)

Chief Engineer: **Craig Jensen** (Service Date: 7/1981)

City of Fenton Firefighters

<u>NAME</u>	<u>SERVICE DATE</u>	<u>NAME</u>	<u>SERVICE DATE</u>
Jason Abbey	11/2004	Al Morea	4/1974
Frank Carpenter	1/2007	Nate Mosher	1/2001
Marshall Colley	12/2005	Adam Peterson	8/2007
Ron Darling	1/1996	Mikel Peterson	4/1984
Camron Gilbert	8/2006	Shannon Premo	11/2006
Casey Gilbert	11/2001	Nick Schulz	11/2001
Matt Hadfield	7/2007	Brent Sharp	7/2006
Pat Hajec	1/1990	Greg Stockwell	10/1988
Ryan Jenema	11/2006	Josh Sturgis	3/2004
Bridgette Johnson	3/2008	Kelsey Sturgis	10/2007
Jamie Kitchen	9/2007	Pat Whalen	8/2003
Dustin Lucius	11/2004	Dave Williams	3/1975
Robert Maksymowski	7/2004		

City of Fenton
Fire Board Members
2008

Sue Osborn, Mayor
Chairperson

Carl Hammond
Member

John Rauch
Member

City of Fenton Fire Department

MISSION STATEMENT

"To protect life and property of the people of our community with the highest quality of service possible".



Fire Department Awards

On December 13th 2008 the Fire Department Firefighters Association held its annual Christmas party, and awards night. The “Firefighter of the Year Award”, the “Chiefs Award”, and the service awards are all handed out during the ceremony.

Firefighter of the Year

Firefighter Nate Mosher was chosen as this year’s recipient of the award. This award is given annually to a member of the department and is voted on by the entire membership.

Nate joined the department on January 5th, 2001. Nate has been a valuable member of the department for eight years.

Nate was not able to attend and receive his award. Nate was overseas in Iraq serving our Country. Nate is a member of the United States Air Force Reserves. Nate served overseas from June of 2008 through January of 2009. Nate is home now and we are very happy that he made it home safe. The firefighters thought it was very important to give the award to someone that made a huge sacrifice for our Country.

Chiefs Award

This award is given to a person or persons that have gone above and beyond with their service to the Department, and is chosen by the Chief. This year’s award went to Administrative Assistant Karen Briggs.

Karen is an extremely important part of our department. She is always professional and always puts in an extra effort. We are very lucky to have someone like Karen, and she is very deserving of this award.

Service Awards

The following members were given service awards for their years of dedicated service to the Department.

Karl Sturgis- Captain	25 years of service
Greg Stockwell- Firefighter	20 years of service
Pat Whalen- Firefighter	5 years of service




Firefighter of the Year Nate Mosher's family accepting the award on his behalf. (left to right - Curt, Heidi, Emily Mosher and brother-in-law and firefighter Marshall Colley)



Fire Department personnel that were awarded "life saving" commendations for their part in reviving Fenton resident. (pictured in front row)



Pat Whalen accepting his 5 year award from Association President Nick Will and Vice President Josh Sturgis



Captain Karl Sturgis accepts his 25 year award



Department Training




2008 Fire Prevention Open House

Fire Department Business Inspections

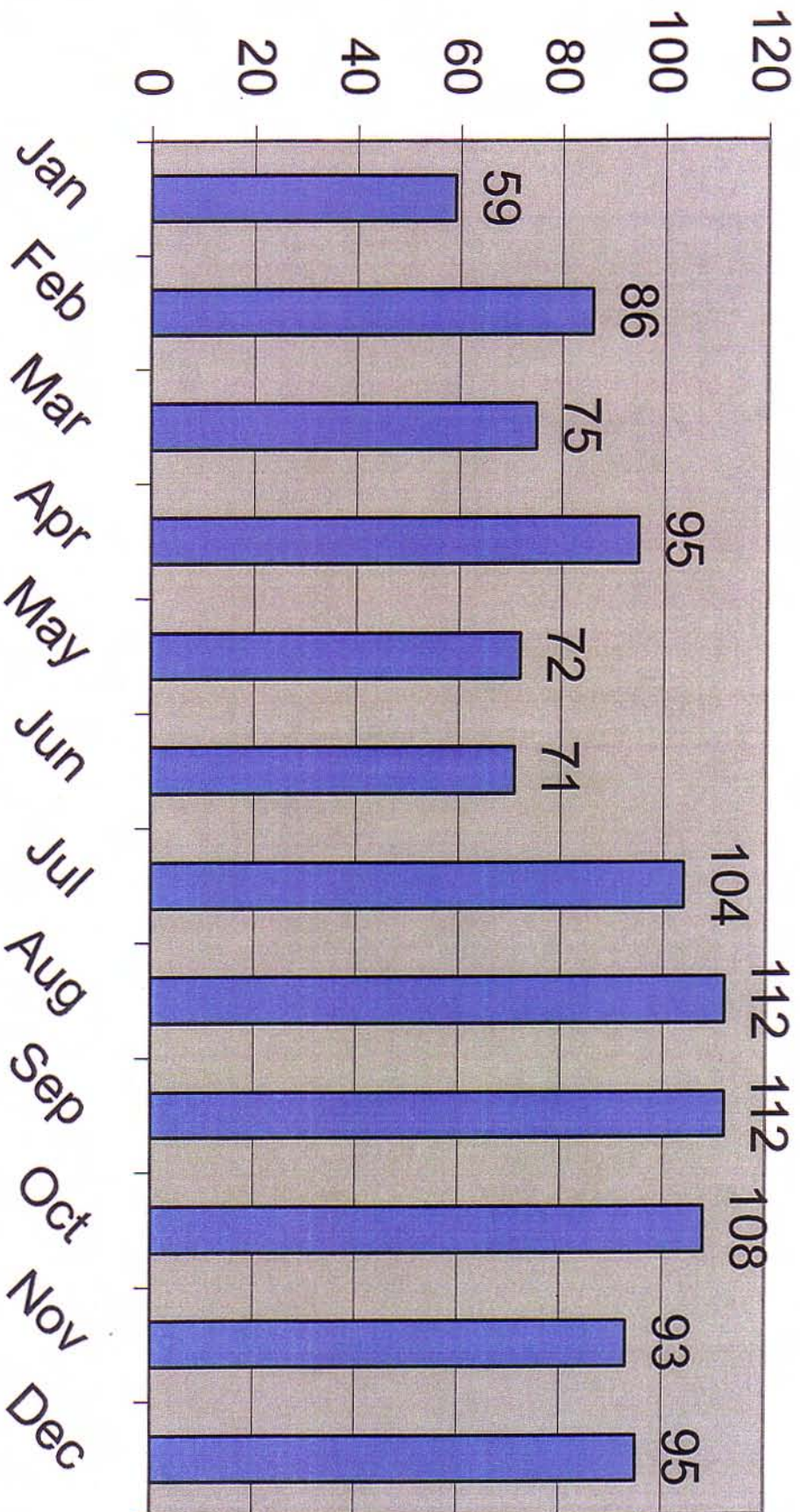
In June of 2007 the Fenton Fire Department initiated the “Fire and Life Safety Analysis” program. This program was intended to ensure that all of our businesses in town complied with fire codes concerning life safety initiatives, and to also help the businesses identify any potential sources of a fire.

During 2008 the fire department inspectors completed 345 initial inspections, and also conducted another 737 re-inspections or follow ups. All of these inspections were completed by the day shift duty crew personnel that work from 12-5pm each weekday. The last of the initial inspections were completed in December of 2008. This brings the total amount of business inspected to 423.

The work that is being accomplished by these inspections for the most part goes unnoticed, but I believe it to be one of the most important parts of our fire prevention program.



2008 Inspections



2008 Fire and Life Safety Analysis- Fire Code Violation Totals

Fire Code	Fail Count	Description	Fire Code	Fail Count	Description
1105.1	154	General.	406.3	2	Employee training program.
604.2.3	141	Exit signs.	1020.2	2	Width.
505.1	84	Address numbers.	1008.1.9	2	Panic and fire exit hardware.
605.5	75	Extension cords.	404.2	2	Where required.
906.7	74	Hangers and brackets.	1105.6	2	At fuel-dispensing stations.
1006.4	69	Performance of system.	107.1	2	Maintenance of safeguards.
3203.11	68	Lighting.	607.3	2	Elevator keys.
408.7.1	61	Employee training.	907.4.3	2	Color.
1011.4	55	Internally illuminated exit signs.	2703.5.1	1	Markings.
315.2.1	37	Ceiling clearance.	2003.6	1	Open flames.
906.1	37	Where required.	315.2	1	Storage in buildings.
901.6	31	Inspection, testing and maintenance.	904.5.1	1	System test.
510.1	26	Identification.	903.3.7	1	Fire department connections.
605.6	26	Unapproved conditions.	1003.3.3	1	Horizontal projections.
906.5	25	Conspicuous location.	1006.1	1	Illumination required.
906.6	23	Unobstructed and unobscured.	907.11	1	Fire safety functions.
806.1.3	21	Obstruction of means of egress.	309.4	1	Fire extinguishers.
605.4	17	Multiplug adapters.	406.3.3	1	Fire safety training.
906.9	17	Height above floor.	2305.2	1	Ignition sources.
903.4.1	16	Signals.	315.2.3	1	Equipment rooms.
906.3	10	Size and distribution.	906.4	1	Cooking grease fires.
311.2.2	9	Fire protection.			
1011.1	8	Where required.			
605.5.3	6	Maintenance.			
907.2.6.2.1	6	System initiation.			
607.2	5	Emergency signs.			
605.3.1	5	Labeling.			
605.4.1	4	Power tap design.			
901.6.2	3	Records.			
1026.8	3	Opening force for doors.			
903.3.3	3	Obstructed locations.			
907.2.11.2	3	System response.			
803.1.3	3	Obstructions.			
315.2.2	3	Means of egress.			
305.1	2	Clearance from ignition sources.			

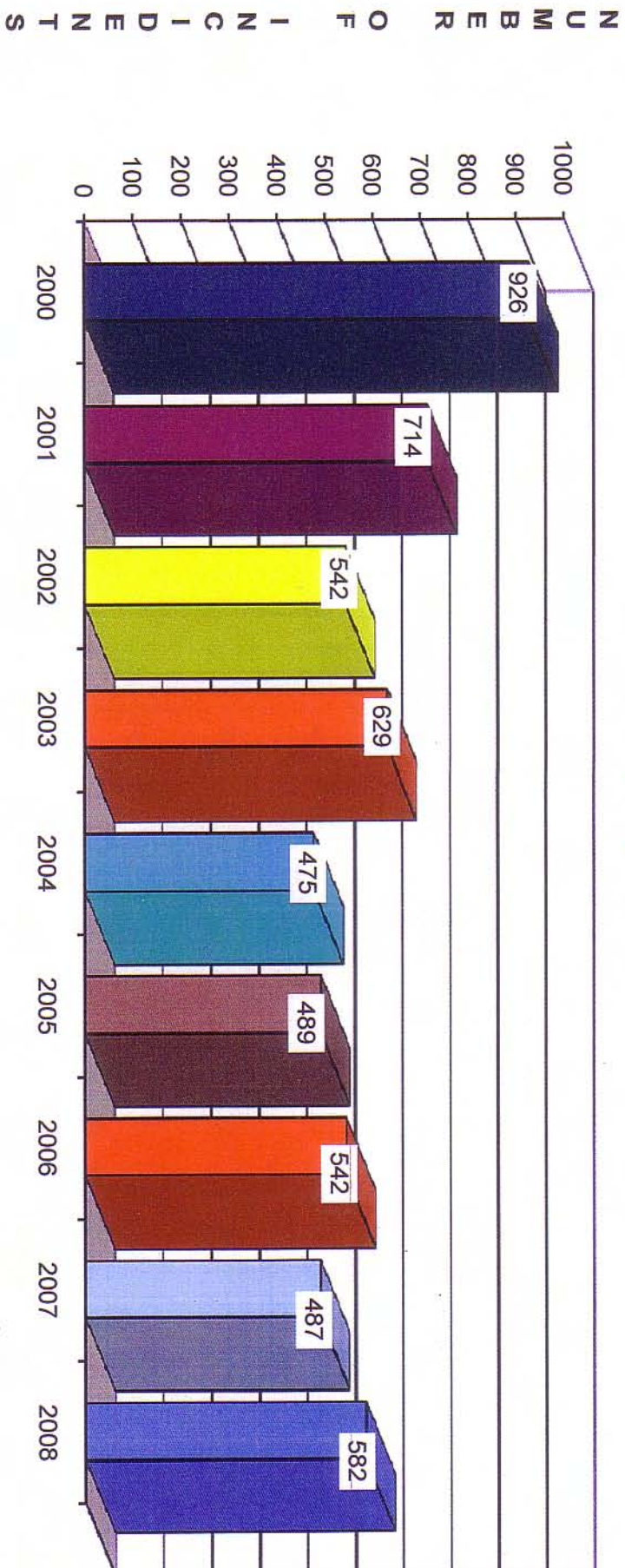
Total Fire Code Violations = 1159

INCIDENT STATISTICS

JANUARY 1 – DECEMBER 31, 2008



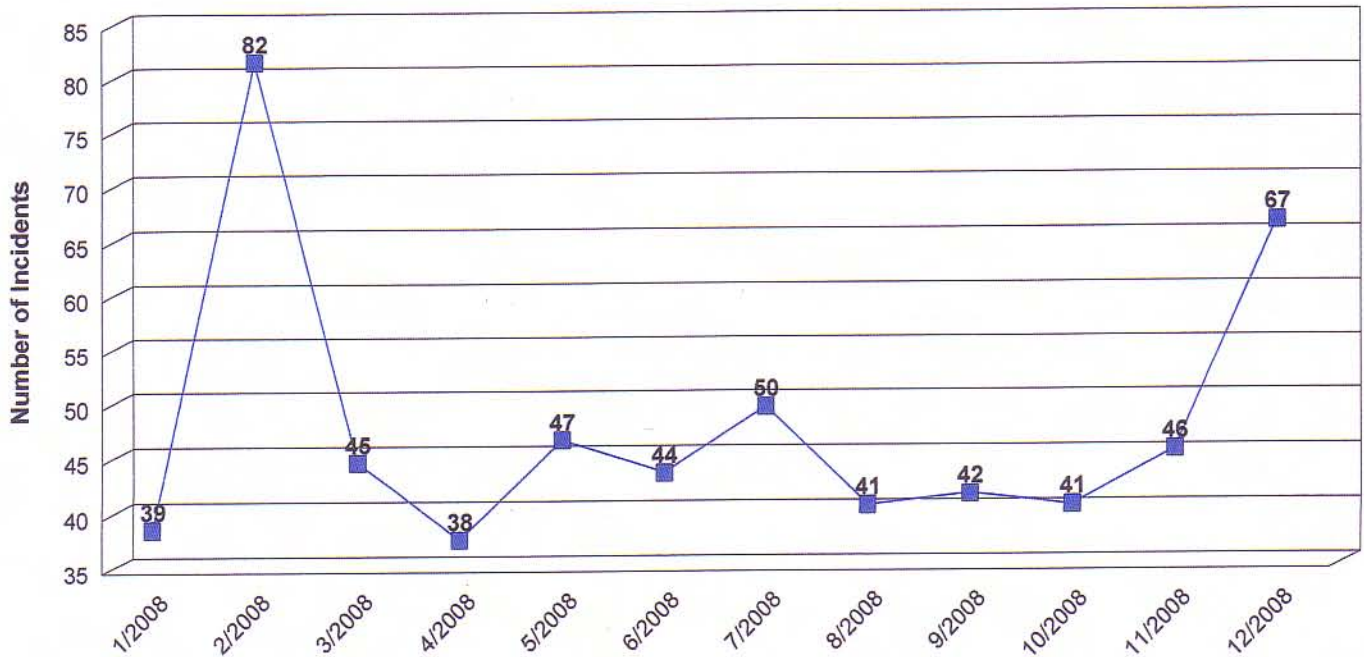
*City of Fenton Fire Department
Incidents per year 2000 - 2008*



City of Fenton Fire Department

Incident Reporting by Month

January 1, 2008 - December 31, 2008



Plotted points on Graph read from left to right.

Period

Number of Incidents

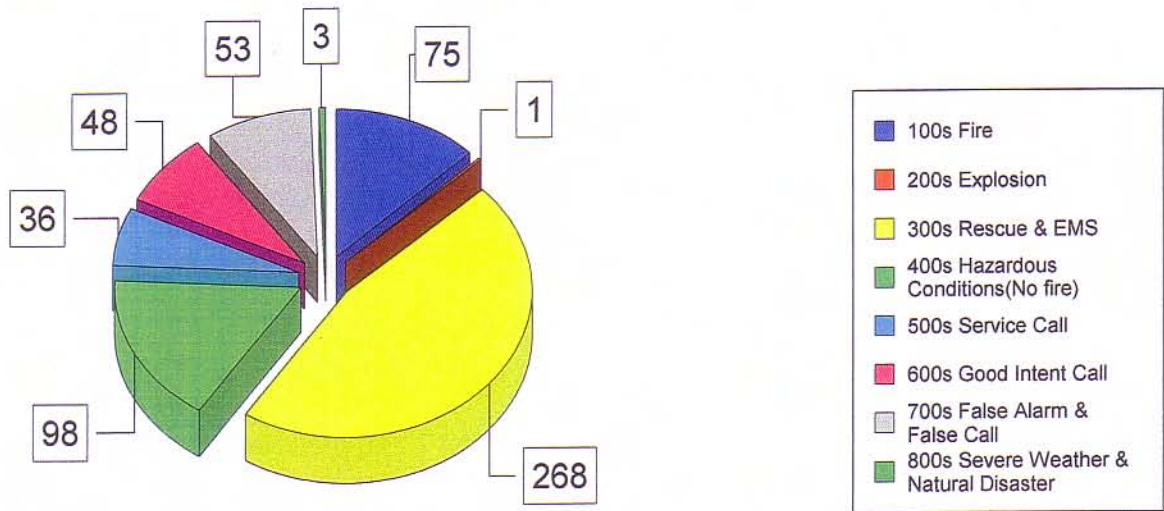
January 2008	39
February 2008	82
March 2008	45
April 2008	38
May 2008	47
June 2008	44
July 2008	50
August 2008	41
September 2008	42
October 2008	41
November 2008	46
December 2008	67

TOTAL INCIDENTS: 582

City of Fenton Fire Department

Incident Reporting by Type of Incident

January 1, 2008 - December 31, 2008



Graphed Items are sorted by Incident Type

Type Of Incident:

100 Series-Fire
 200 Series-Explosion
 300 Series-Rescue & EMS
 400 Series-Hazardous Conditions (No fire)
 500 Series-Service Call
 600 Series-Good Intent Call
 700 Series-False Alarm & False Call
 800 Series-Severe Weather & Natural Disaster

Total Of Incidents:

75
 1
 268
 98
 36
 48
 53
 3

Percentage Value:

12.89%
 0.17%
 46.05%
 16.84%
 6.19%
 8.25%
 9.11%
 0.52%

Grand Total: 582

Type Of Incident Most Frequent: 300 Series-Rescue & EMS

City of Fenton Fire Department

Incident Reports by Type of Situation Found

January 1, 2008 - December 31, 2008

	<u>Incident Type</u>	<u>Total Incidents</u>
100	Fire, other	2
1001	Mutual Aid	22
1002	Other Type of Fire	3
111	Building fire	10
113	Cooking fire, confined to container	6
114	Chimney or flue fire, confined to chimney or flue	4
131	Passenger vehicle fire	9
132	Road freight or transport vehicle fire	1
143	Grass fire	4
150	Outside rubbish fire, other	7
151	Outside rubbish, trash or waste fire	3
154	Dumpster or other outside trash receptacle fire	2
1601	Outdoor Fire	2
220	Overpressure rupture from air or gas, other	1
300	Rescue, emergency medical call (EMS) call, other	143
311	Medical assist, assist EMS crew	25
321	EMS call, excluding vehicle accident with injury	2
322	Vehicle accident with injuries	58
323	Motor vehicle/pedestrian accident (MV Ped)	2
324	Motor vehicle accident with no injuries	31
340	Search, other	1
351	Search for person on land	2
350	Extrication, rescue, other	1
353	Removal of victim(s) from stalled elevator	1
362	Ice rescue	1
365	Watercraft rescue	1
400	Hazardous condition, other	4
410	Flammable gas or liquid condition, other	5
411	Gasoline or other flammable liquid spill	14
412	Gas leak (natural gas or LPG)	16
413	Oil or other combustible liquid spill	16
424	Carbon monoxide incident	6
440	Electrical wiring/equipment problem, other	16
444	Power line down	14
445	Arcing, shorted electrical equipment	6
471	Explosive, bomb removal (for bomb scare, use 721)	1
500	Service Call, other	1
520	Water problem, other	1
5311	Smoke/Odor Investigation	20
550	Public service assistance, other	4
551	Assist police or other governmental agency	3
554	Assist invalid	1
561	Unauthorized burning	3
571	Cover assignment, standby, moveup	1
5711	Mutual Aid	2
611	Dispatched & canceled en route	38

City of Fenton Fire Department

Incident Reports by Type of Situation Found

January 1, 2008 - December 31, 2008

<u>Incident Type</u>	<u>Total Incidents</u>
622 No incident found on arrival at dispatch address	9
650 Steam, other gas mistaken for smoke, other	1
700 False alarm or false call, other	19
730 System malfunction, other	3
731 Sprinkler activation due to malfunction	1
733 Smoke detector activation due to malfunction	1
735 Alarm system sounded due to malfunction	4
740 Unintentional transmission of alarm, other	18
741 Sprinkler activation, no fire - unintentional	1
742 Extinguishing system activation	1
744 Detector activation, no fire - unintentional	2
745 Alarm system sounded, no fire - unintentional	3
800 Severe weather or natural disaster, other	1
815 Severe weather or natural disaster standby	2
Total Number of Incidents:	582
Total Number of Incident Types:	60

Number of Incidents

January – March	166
April – June	129
July – September	133
October – December	<u>154</u>
Total 2008	582

Personnel Responses

January – March	2899
April – June	2345
July – September	2136
October – December	<u>2567</u>
Total 2008	9947

Payroll Cost per Quarter

	Incident Payroll	Total Payroll
January – March	\$64,719.00	\$81,646.00
April – June	\$46,371.00	\$67,482.00
July – September	\$48,962.00	\$62,351.00
October – December	<u>\$60,521.00</u>	<u>\$74,045.00</u>
Total 2008	\$220,573.00	\$285,524.00

Overtime Hours

January – March	517
April – June	448
July – September	284
October – December	<u>335</u>
Total 2008	1584 = \$23,760.00

(Included in total payroll)

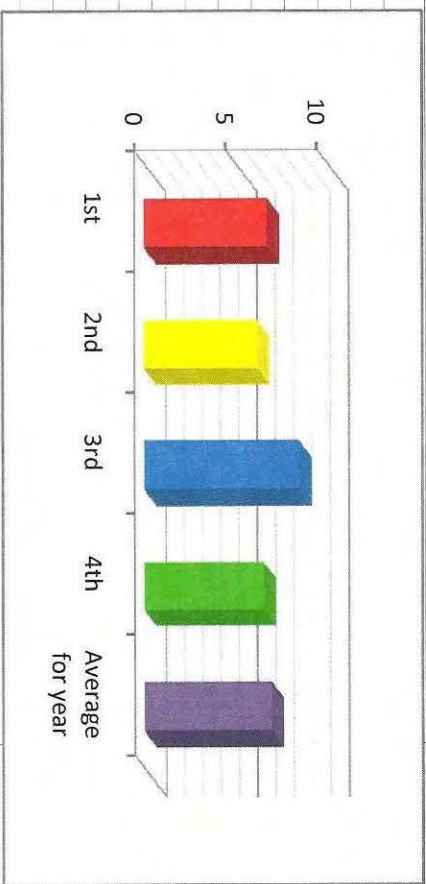
Incident Responses by Shift

	1st Shift	2nd Shift	3rd Shift
January – March	80	70	16
April – June	49	70	10
July – September	65	55	13
October – December	<u>74</u>	<u>63</u>	<u>17</u>
Total 2008	268	258	56

In House Training Sessions (2 -4 Hours per Session)

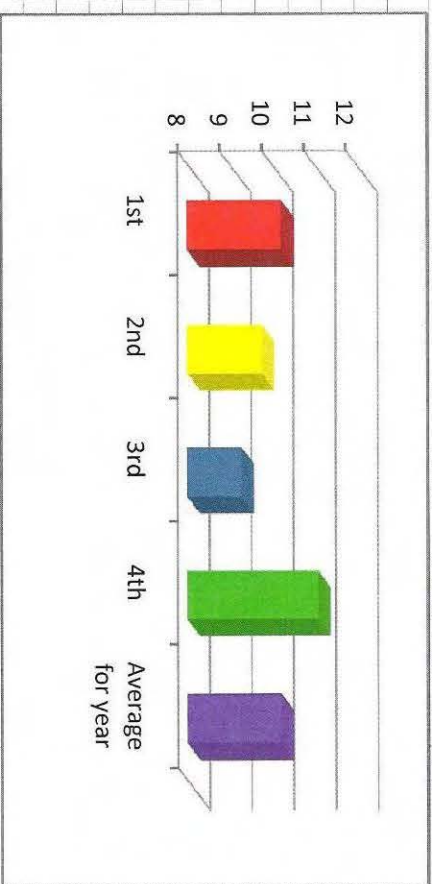
January – March	171
April – June	180
July – September	167
October – December	<u>130</u>
Total 2008	648

Incident response times by quarter (Minutes)
City



Quarter	Response Time (Minutes)
1st	6.73
2nd	6.18
3rd	8.46
4th	6.52
Average for year	6.95

Incident response times by quarter (Minutes)
Tyrone



Quarter	Response Time (Minutes)
1st	10.23
2nd	9.77
3rd	9.29
4th	11.1
Average for year	10.22

City of Fenton Fire Department

Property and Contents Value Saved

January 1, 2008 - December 31, 2008

Incident Date: 1/9/2008

Incident #	Exp #	Incident Time	Incident Type		
15	0	20:12:00	100 Fire, other		
		Pre-Incident Property and Contents Value	Property and Contents Losses		Total Value Saved
		2,000,000.00	1,500.00		1,998,500.00
			Sum of Property and Contents Value Saved for this date:		1,998,500.00

Incident Date: 1/15/2008

Incident #	Exp #	Incident Time	Incident Type		
19	0	2:44:00	114 Chimney or flue fire, confined to chimney or flue		
		Pre-Incident Property and Contents Value	Property and Contents Losses		Total Value Saved
		250,000.00	6,000.00		244,000.00
			Sum of Property and Contents Value Saved for this date:		244,000.00

Incident Date: 1/31/2008

Incident #	Exp #	Incident Time	Incident Type		
38	0	15:14:00	100 Fire, other		
		Pre-Incident Property and Contents Value	Property and Contents Losses		Total Value Saved
		100,000.00	200.00		99,800.00
			Sum of Property and Contents Value Saved for this date:		99,800.00

Incident Date: 2/11/2008

Incident #	Exp #	Incident Time	Incident Type		
70	0	14:22:00	1002 Other Type of Fire		
		Pre-Incident Property and Contents Value	Property and Contents Losses		Total Value Saved
		120,000.00	100.00		119,900.00
			Sum of Property and Contents Value Saved for this date:		119,900.00

PROPERTY AND CONTENTS (1/08-12/08)

Incident Date: 2/16/2008

Incident #	Exp #	Incident Time	Incident Type		
84	0	11:24:00	114 Chimney or flue fire, confined to chimney or flue		
Pre-Incident Property and Contents Value			Property and Contents Losses	Total Value Saved	
		225,000.00	2,500.00	222,500.00	
Sum of Property and Contents Value Saved for this date:				222,500.00	

Incident Date: 2/24/2008

Incident #	Exp #	Incident Time	Incident Type		
112	0	14:47:00	131 Passenger vehicle fire		
Pre-Incident Property and Contents Value			Property and Contents Losses	Total Value Saved	
		10,000.00	100.00	9,900.00	
Sum of Property and Contents Value Saved for this date:				9,900.00	

Incident Date: 2/27/2008

Incident #	Exp #	Incident Time	Incident Type		
117	0	3:37:00	132 Road freight or transport vehicle fire		
Pre-Incident Property and Contents Value			Property and Contents Losses	Total Value Saved	
		50,000.00	50,000.00	0.00	
Sum of Property and Contents Value Saved for this date:				0.00	

Incident Date: 3/7/2008

Incident #	Exp #	Incident Time	Incident Type		
135	0	13:57:00	111 Building fire		
Pre-Incident Property and Contents Value			Property and Contents Losses	Total Value Saved	
		3,000,000.00	1,000.00	2,999,000.00	
Sum of Property and Contents Value Saved for this date:				2,999,000.00	

Incident Date: 3/9/2008

Incident #	Exp #	Incident Time	Incident Type		
138	0	18:29:00	111 Building fire		
Pre-Incident Property and Contents Value			Property and Contents Losses	Total Value Saved	
		225,000.00	45,000.00	180,000.00	
Sum of Property and Contents Value Saved for this date:				180,000.00	

PROPERTY AND CONTENTS (1/08-12/08)

Incident Date: 4/19/2008

Incident #	Exp #	Incident Time	Incident Type	
183	0	13:18:00	111 Building fire	
Pre-Incident Property and Contents Value		Property and Contents Losses		Total Value Saved
140,000.00		5,000.00		135,000.00
Sum of Property and Contents Value Saved for this date:				135,000.00

Incident Date: 4/22/2008

Incident #	Exp #	Incident Time	Incident Type	
193	0	15:48:00	131 Passenger vehicle fire	
Pre-Incident Property and Contents Value		Property and Contents Losses		Total Value Saved
5,000.00		3,000.00		2,000.00
Sum of Property and Contents Value Saved for this date:				2,000.00

Incident Date: 5/22/2008

Incident #	Exp #	Incident Time	Incident Type	
235	0	18:59:00	111 Building fire	
Pre-Incident Property and Contents Value		Property and Contents Losses		Total Value Saved
150,000.00		500.00		149,500.00
Sum of Property and Contents Value Saved for this date:				149,500.00

Incident Date: 6/3/2008

Incident #	Exp #	Incident Time	Incident Type	
253	0	8:50:00	5311 Smoke/Odor Investigation	
Pre-Incident Property and Contents Value		Property and Contents Losses		Total Value Saved
85,000.00		0.00		85,000.00
Sum of Property and Contents Value Saved for this date:				85,000.00

Incident Date: 6/11/2008

Incident #	Exp #	Incident Time	Incident Type	
270	0	13:18:00	111 Building fire	
Pre-Incident Property and Contents Value		Property and Contents Losses		Total Value Saved
1,000,000.00		500.00		999,500.00
Sum of Property and Contents Value Saved for this date:				999,500.00

PROPERTY AND CONTENTS (1/08-12/08)

Incident Date: 6/15/2008

Incident #	Exp #	Incident Time	Incident Type		
280	0	20:59:00	113	Cooking fire, confined to container	
		Pre-Incident Property and Contents Value		Property and Contents Losses	Total Value Saved
		1,000,000.00		1,000.00	999,000.00
		Sum of Property and Contents Value Saved for this date:			999,000.00

Incident Date: 6/20/2008

Incident #	Exp #	Incident Time	Incident Type		
285	0	20:12:00	131	Passenger vehicle fire	
		Pre-Incident Property and Contents Value		Property and Contents Losses	Total Value Saved
		15,000.00		2,000.00	13,000.00
		Sum of Property and Contents Value Saved for this date:			13,000.00

Incident Date: 7/1/2008

Incident #	Exp #	Incident Time	Incident Type		
296	0	7:01:00	1601	Outdoor Fire	
		Pre-Incident Property and Contents Value		Property and Contents Losses	Total Value Saved
		3,000.00		300.00	2,700.00
		Sum of Property and Contents Value Saved for this date:			2,700.00

Incident Date: 8/14/2008

Incident #	Exp #	Incident Time	Incident Type		
362	0	17:59:00	111	Building fire	
		Pre-Incident Property and Contents Value		Property and Contents Losses	Total Value Saved
		185,000.00		45,000.00	140,000.00
		Sum of Property and Contents Value Saved for this date:			140,000.00

Incident Date: 9/10/2008

Incident #	Exp #	Incident Time	Incident Type		
398	0	11:34:00	113	Cooking fire, confined to container	
		Pre-Incident Property and Contents Value		Property and Contents Losses	Total Value Saved
		2,020,000.00		15,000.00	2,005,000.00
		Sum of Property and Contents Value Saved for this date:			2,005,000.00

PROPERTY AND CONTENTS (1/08-12/08)

Incident Date: 9/11/2008

Incident #	Exp #	Incident Time	Incident Type		
402	0	10:50:00	131 Passenger vehicle fire		
		Pre-Incident Property and Contents Value	Property and Contents Losses	Total Value Saved	
		5,000.00	1,000.00	4,000.00	
				Sum of Property and Contents Value Saved for this date:	4,000.00

Incident Date: 10/11/2008

Incident #	Exp #	Incident Time	Incident Type		
447	0	17:04:00	5311 Smoke/Odor Investigation		
		Pre-Incident Property and Contents Value	Property and Contents Losses	Total Value Saved	
		1,000,000.00	100.00	999,900.00	
				Sum of Property and Contents Value Saved for this date:	999,900.00

Incident Date: 10/12/2008

Incident #	Exp #	Incident Time	Incident Type		
448	0	3:05:00	111 Building fire		
		Pre-Incident Property and Contents Value	Property and Contents Losses	Total Value Saved	
		2,000.00	2,000.00	0.00	
				Sum of Property and Contents Value Saved for this date:	0.00

Incident Date: 11/1/2008

Incident #	Exp #	Incident Time	Incident Type		
471	0	20:48:00	114 Chimney or flue fire, confined to chimney or flue		
		Pre-Incident Property and Contents Value	Property and Contents Losses	Total Value Saved	
		150,000.00	0.00	150,000.00	
				Sum of Property and Contents Value Saved for this date:	150,000.00

Incident Date: 12/4/2008

Incident #	Exp #	Incident Time	Incident Type		
524	0	17:39:00	151 Outside rubbish, trash or waste fire		
		Pre-Incident Property and Contents Value	Property and Contents Losses	Total Value Saved	
		75.00	50.00	25.00	
				Sum of Property and Contents Value Saved for this date:	25.00

PROPERTY AND CONTENTS (1/08-12/08)

Incident Date: 12/14/2008

Incident #	Exp #	Incident Time	Incident Type		
540	0	16:19:00	114 Chimney or flue fire, confined to chimney or flue		
Pre-Incident Property and Contents Value			Property and Contents Losses	Total Value Saved	
		200,000.00	10,000.00	190,000.00	
Sum of Property and Contents Value Saved for this date:				190,000.00	

Incident Date: 12/18/2008

Incident #	Exp #	Incident Time	Incident Type		
547	0	9:42:00	111 Building fire		
Pre-Incident Property and Contents Value			Property and Contents Losses	Total Value Saved	
		1,200,000.00	20,000.00	1,180,000.00	
Sum of Property and Contents Value Saved for this date:				1,180,000.00	

Incident Date: 12/26/2008

Incident #	Exp #	Incident Time	Incident Type		
562	0	15:58:00	111 Building fire		
Pre-Incident Property and Contents Value			Property and Contents Losses	Total Value Saved	
		500,000.00	3,000.00	497,000.00	
Sum of Property and Contents Value Saved for this date:				497,000.00	

Grand Total of Incidents: 27

Total of Dates Counted: 27

Grand Total of Property and Contents Value Saved: 13,425,225.00