

**City of Fenton**  
**Fire Department**  
**2006 ANNUAL REPORT**



**City of Fenton Fire Department**  
**205 East Caroline Street**  
**Fenton, MI 48430**



# City of Fenton

---

Fire Department • 205 East Caroline Street • Fenton, MI 48430 • (810) 629-8595 • EMERGENCY 911

## 2006 ANNUAL REPORT

To: Michael J. Senyko, City Manager

Highlights of 2006 include four firefighters earning “Life-Saving” commendations for their actions in reviving a 58 year old female who was in cardiac arrest. The lowering of the City’s insurance class or ISO rating from a Class five to a Class four. The purchase of new state-of-the-art “Jaws-of-Life” rescue tools, and the hiring of a new Chief for the Department.

There were many changes within the Departments’ organizational structure this year. Along with the new Chief, there were two promotions of current officers, and the promotion of two new officers. Karl Sturgis and Scott Smith were both promoted from Lieutenant to Captain, and Nick Will and Jeff Shook were promoted from firefighter to Lieutenant.

Our Department received several donations this past year totaling \$2,750. Those making donations were Wal-Mart, LaSalle bank, and a citizen from Tyrone Township. The Department also received a donation of 500 smoke detectors from the *National Home Safety Council*. With these detectors the Department instituted a “Free Smoke Detector” program. The Department gives detectors to those who need them, and will utilize our daytime duty shift personnel to install them, if requested by the homeowner. The installation program has been a big success with our seniors in town. We have given out over 150 detectors to over 60 homes, so far in the program.

The Department responded to a total of 542 incidents in 2006, compared to 489 for 2005, an increase of 53 incidents (11%). There were 406 incidents in the City, and 136 incidents in Tyrone Township. We averaged 45 incidents per month. Estimated fire losses in 2006 amounted to approximately \$560,650.00.



# City of Fenton

Fire Department • 205 East Caroline Street • Fenton, MI 48430 • (810) 629-8595 • EMERGENCY 911

The Department has always provided Fire Prevention programs to the community, and this past year was no different. There were over 160 hours spent on Fire Prevention in 2006. Fire Prevention Specialist Nick Schulz is responsible for all Fire Prevention activities within the community, and he along with many other members of the department have done a terrific job once again. Our Fire Prevention personnel not only visit the schools each year, they go to senior centers, child care facilities, businesses, and also host many groups at the Fire Station. The programs range from the typical school presentations to fire extinguisher classes for local businesses and schools, and senior citizen home safety and injury prevention. This year the Department also hosted an open house in conjunction with national "Fire Prevention Week". The open house was a huge success with our biggest turnout ever. We estimated attendance to the open house at 750 people.

We also have a very strong working relationship with the *National Fire Safety Council*, and the local businesses. This program allows the local businesses to donate money to the N.F.S.C., and in turn that money goes directly back to us in the form of supplies for Fire Prevention in the schools. This program costs the city no money, and we in turn get more supplies for our money through the non-profit N.F.S.C.

The beginning of 2006 started out with Deputy Chief Ed Hadfield functioning as Interim Chief of Department. Ed did a wonderful job of keeping the Department functioning on a day-to-day basis, and taking care of the required duties for the Department. Ed put in many long hours at the station after working all day at his regular full time job. Ed also helped me tremendously with my transition into the Chiefs position. I would like to give Ed another "Thank You" for a job well done.

Please review the remainder of this annual report, and I hope you will find it interesting as well as informative. Please feel free to contact me for any additional information or clarification.

A handwritten signature in cursive script that reads "Robert Cairnduff".

Robert C. Cairnduff, C.F.I.  
Fire Chief

# City of Fenton Fire Department

## Officers

---

**Robert Cairnduff**

**Fire Chief**

(Service Date: 7/1996)

**Edward Hadfield**

**Deputy Chief**

(Service Date: 8/1982)

**Charles Koan**

**Assistant Chief**

(Service Date: 7/1971)

**Captain: Karl Sturgis (Service Date: 1/1983)**

**Captain: Scott Smith (Service Date: 8/1982)**

**Lieutenant: Pat Hajec (Service Date: 1/1990)**

**Lieutenant: Nick Will (Service Date: 2/1999)**

**Lieutenant: Jeff Shook (Service Date: 1/1995)**

**Chief Engineer: Craig Jensen (Service Date: 7/1981)**

## City of Fenton Firefighters

---

<u>NAME</u>	<u>SERVICE DATE</u>	<u>NAME</u>	<u>SERVICE DATE</u>
Jason Abbey	11/2004	Robert Maksymowski	7/2004
Stan Amos	8/1999	Al Morea	4/1974
Dane Brown	9/2005	Nate Mosher	1/2001
Jeffrey Carter	7/2004	Mikel Peterson	4/1984
Marshall Colley	12/2005	Shannon Premo	11/2006
Ron Darling	1/1996	Nick Schulz	11/2001
Michael Fulkerson	4/2002	Brent Sharp	7/2006
Camron Gilbert	8/2006	Greg Stockwell	10/1988
Casey Gilbert	11/2001	Josh Sturgis	3/2004
Tom Hanson	4/2002	David Taylor	11/2006
Ryan Jenema	11/2006	Pat Whalen	8/2003
Mike Kaneris	7/2001	Dave Williams	3/1975
Dustin Lucius	11/2004		

**City of Fenton**  
**Fire Board Members**  
**2006**

---

**Sue Osborn, Mayor**  
**Chairperson**

**Michael Moffitt**  
**Member**


**John Rauch**  
**Member**

# City of Fenton Fire Department

---

## MISSION STATEMENT

*"To protect life and property of the people of our community  
with the highest quality of service possible".*



# Fire Department Awards

On December 9<sup>th</sup> 2006 the Fire Department Firefighters Association held its annual Christmas party, and awards night. The “Firefighter of the Year Award”, the “Chiefs Award”, and the service awards are all handed out during the ceremony.

## **Firefighter of the Year**

Lieutenant Nick Will was chosen as this year’s recipient of the award. This award is given annually to a member of the Department and is voted on by the entire membership of the department.

Nick joined the department on February 18<sup>th</sup>, 1999 after serving with the Linden Fire Department for 2 years. Nick has been a great addition to our department, and was promoted from firefighter to Lieutenant this year as well.

Nick often offers the services of his own construction company, to help with projects at the station, and for training. Nick is always willing to help with all of the special projects that we have around the station. Nick has also had changes at home this year. Nick became a father in April of 2006 when his son Carter was born.

## **Chiefs Award**

This award is given to a person or persons that have gone above and beyond with their service to the Department, and is chosen by the Chief. This year’s award went to our Women’s Auxiliary.



The Auxiliary has always been a big asset to this Department, and 2006 was no different. The women on the auxiliary volunteer to help at many of the activities that we have at the fire station, as well as providing support to the firefighters at the scene of an emergency. They will cook breakfast, lunch, or dinner for the firefighters when we have all day trainings, or have incidents that go on for extended period of time. The firefighters are extremely grateful for the help that they provide to them. It doesn’t matter if it’s bringing cold water out to the scene during the warm summer months, to hot coffee during the frigid winter, or simply helping with decorating the fire hall for Christmas. The Auxiliary is always there to help us.

## **Service Awards**

The following firefighters were given service awards for their years of dedicated service to the Department.


Charlie Koan- Assistant Chief 35 years of service  
Craig Jensen- Engineer 25 years of service  
Bob Cairnduff- Chief 10 years of service  
Ron Darling- Firefighter 10 years of service  
Nate Mosher- Firefighter 5 years of service  
Nick Schulz- Firefighter 5 years of service  
Mike Kaneris- Firefighter 5 years of service  
Casey Gilbert- Firefighter 5 years of service

**Firefighter of the Year Award  
Lieutenant Nick Will**



**Chief's Award  
Women's Auxiliary**

# Officer Promotions



(Pictured left to right: Chris Wren, Captain Scott Smith, Lt. Nick Will, Captain Karl Sturgis, Chief Cairnduff)



(Lt. Jeff Shook & Chief Cairnduff)

## Department Training

Training in 2006 was once again a top priority. The Department as a whole prides itself on the level of training we achieve. The members also feel that the only way to be prepared is to train as much as possible.


The personnel responsible for training also went through some major changes this year. When Bob Cairnduff accepted the Chiefs position he was the training officer at the time, and that continued until Captain Scott Smith, and Lieutenant Nick Will were put in charge of training. Scott and Nick now work together to organize all of the Departments training sessions. They were given a huge task shortly after taking over training. The "mansion" on Main St. was donated to the Department to train with, before it was to be torn down. Both Scott and Nick did a tremendous job with the large project.

The "Mansion" training turned into a multi-jurisdictional training session that included five other fire departments. The "Mansion" was used on three different dates for training, with one of those days being an all day Saturday session. The firefighters involved went through multiple stations that were set up throughout the structure, and included search and rescue, ventilation, rapid intervention (for injured or trapped firefighters), ladder operations, self-rescue, fire tactics, and air management for S.C.B.A.. (See pictures).

The Department once again hosted the Genesee County Fire Academy for 2005-2006, and is currently hosting the 2006-2007 Academy. We have two firefighters in the current academy. Deputy Chief Hadfield helps teach many of the classes in the Academy, and many of our firefighters volunteer to help the students during the class.

In May, three firefighters went to Bowling Green University in Ohio to attend the spring fire school. In June, two firefighters attended a training academy in Indianapolis, Indiana. In July, the Department participated in a joint training in downtown Linden, along with three other departments. The training focused on water supply, and utilizing our ladder truck. In August, three of our firefighters attended the National Fire Academy in Emmetsburg, Maryland. These educational opportunities provide an unmatched level of training for our members, and directly relate back to the level of proficiency that our firefighters have at the scene of emergencies.

# Department Training



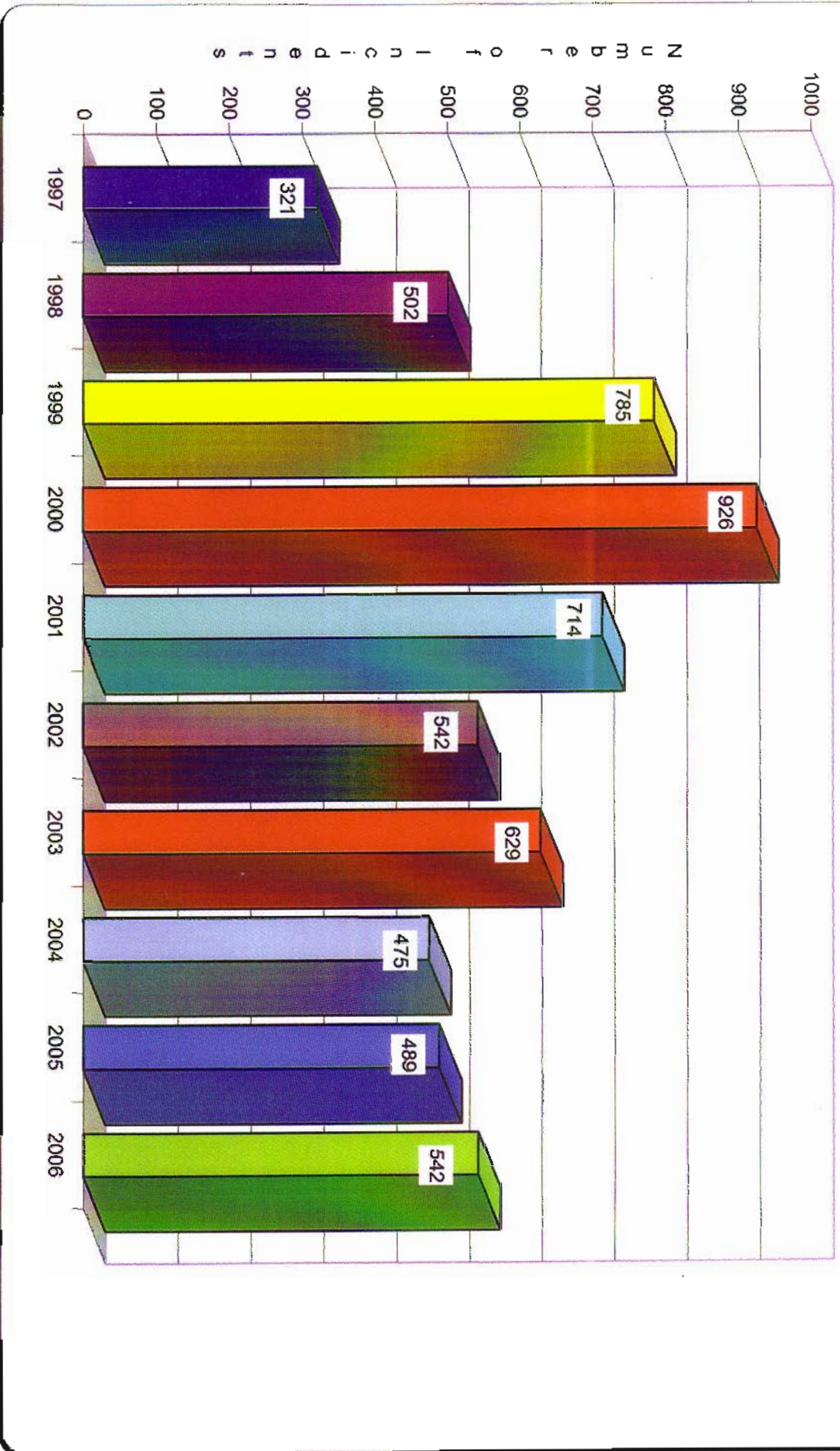
# INCIDENT STATISTICS

JANUARY 1 – DECEMBER 31, 2006



# City of Fenton Fire Department

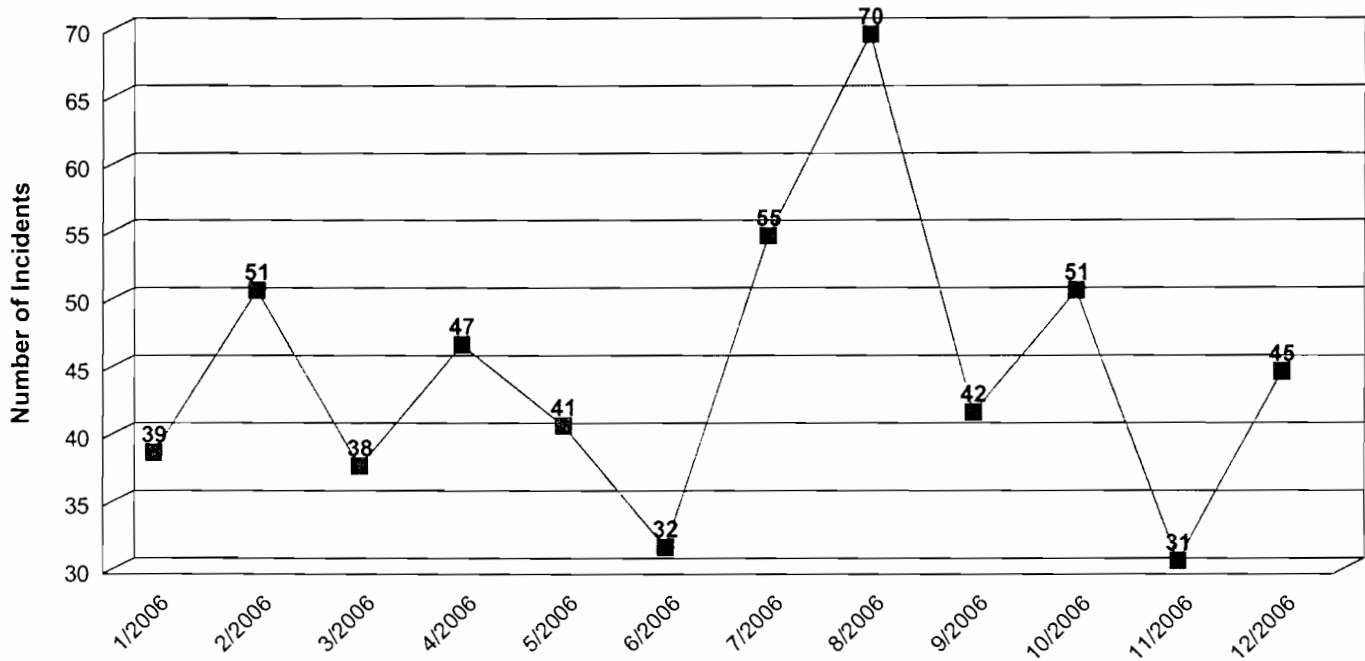
Incidents per year 1997 - 2006



# City of Fenton Fire Department

## Incident Reporting by Month

January 1, 2006 - December 31, 2006



Plotted points on Graph read from left to right.

### Period

### Number of Incidents

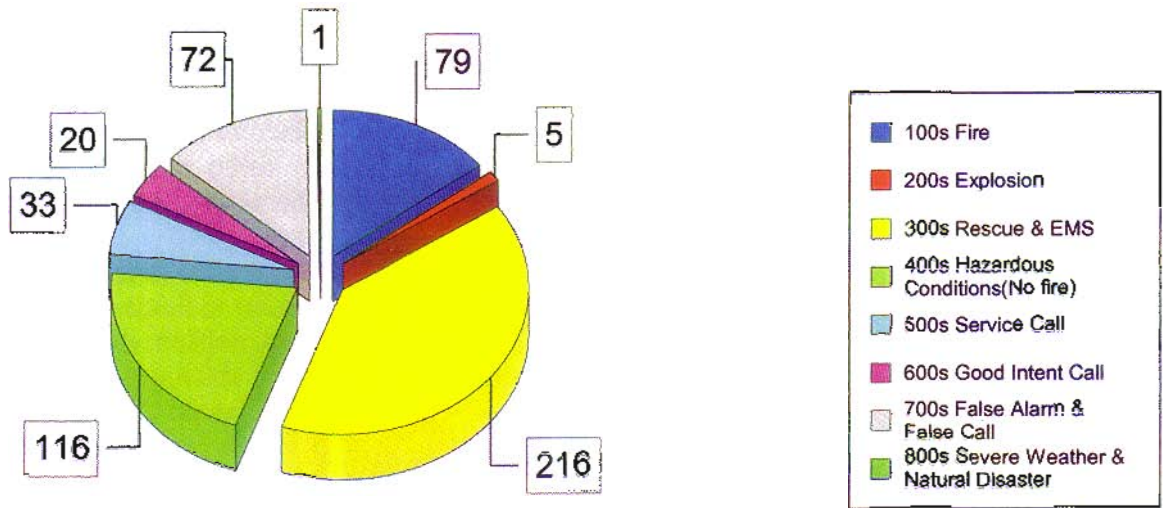
January, 2006	39
February, 2006	51
March, 2006	38
April, 2006	47
May, 2006	41
June, 2006	32
July, 2006	55
August, 2006	70
September, 2006	42
October, 2006	51
November, 2006	31
December, 2006	45

**Total Incidents: 542**

# City of Fenton Fire Department

## Incident Reporting by Type of Incident

January 1, 2006 - December 31, 2006



*Graphed Items are sorted by Incident Type*

Type Of Incident:	Total Of Incidents:	Percentage Value:
100 Series-Fire	79	14.58%
200 Series-Explosion	5	0.92%
300 Series-Rescue & EMS	216	39.85%
400 Series-Hazardous Conditions(No fire)	116	21.40%
500 Series-Service Call	33	6.09%
600 Series-Good Intent Call	20	3.69%
700 Series-False Alarm & False Call	72	13.28%
800 Series-Severe Weather & Natural Disaster	1	0.18%

**Grand Total:** 542

**Type Of Incident Most Frequent:** 300 Series-Rescue & EMS

# City of Fenton Fire Department

## Incident Reports by Type of Situation Found

January 1, 2006 - December 31, 2006

<u>INCIDENT TYPE</u>	<u>TOTAL INCIDENTS</u>
100 Fire, other	9
111 Building fire	28
113 Cooking fire, confined to container	3
114 Chimney or flue fire, confined to chimney/Smoke Stack	5
131 Passenger vehicle fire	13
132 Road freight or transport vehicle fire	1
140 Natural vegetation fire, other	1
142 Brush, or brush and grass mixture fire	4
143 Grass fire	2
150 Outside rubbish fire, other	4
151 Outside rubbish, trash or waste fire	1
153 Construction or demolition landfill fire	1
154 Dumpster or other outside trash receptacle fire	3
160 Special outside fire, other	2
164 Outside mailbox fire	2
200 Overpressure rupture, explosion, overheat other	5
300 Rescue, emergency medical call (EMS) call, other	121
311 Medical assist, assist EMS crew	20
321 EMS call, excluding vehicle accident with injury	6
322 Vehicle accident with injuries	56
323 Motor vehicle/pedestrian accident (MV Ped)	3
324 Motor vehicle accident with no injuries	6
352 Extrication of victim(s) from vehicle	2
360 Water & ice related rescue, other	1
362 Ice rescue	1
400 Hazardous condition, other	6
410 Flammable gas or liquid condition, other	5
411 Gasoline or other flammable liquid spill	22
412 Gas leak (natural gas or LPG)	13
413 Oil or other combustible liquid spill	6
424 Carbon monoxide incident	11
440 Electrical wiring/equipment problem, other	15
442 Overheated motor	1
444 Power line down	28
445 Arcing, shorted electrical equipment	6
463 Vehicle accident, general cleanup	3
500 Service Call, other	2
531 Smoke or odor removal	14
550 Public service assistance, other	5
551 Assist police or other governmental agency	4
554 Assist invalid	3
561 Unauthorized burning	4
571 Cover assignment, standby, moveup	1

# City of Fenton Fire Department

## Incident Reports by Type of Situation Found

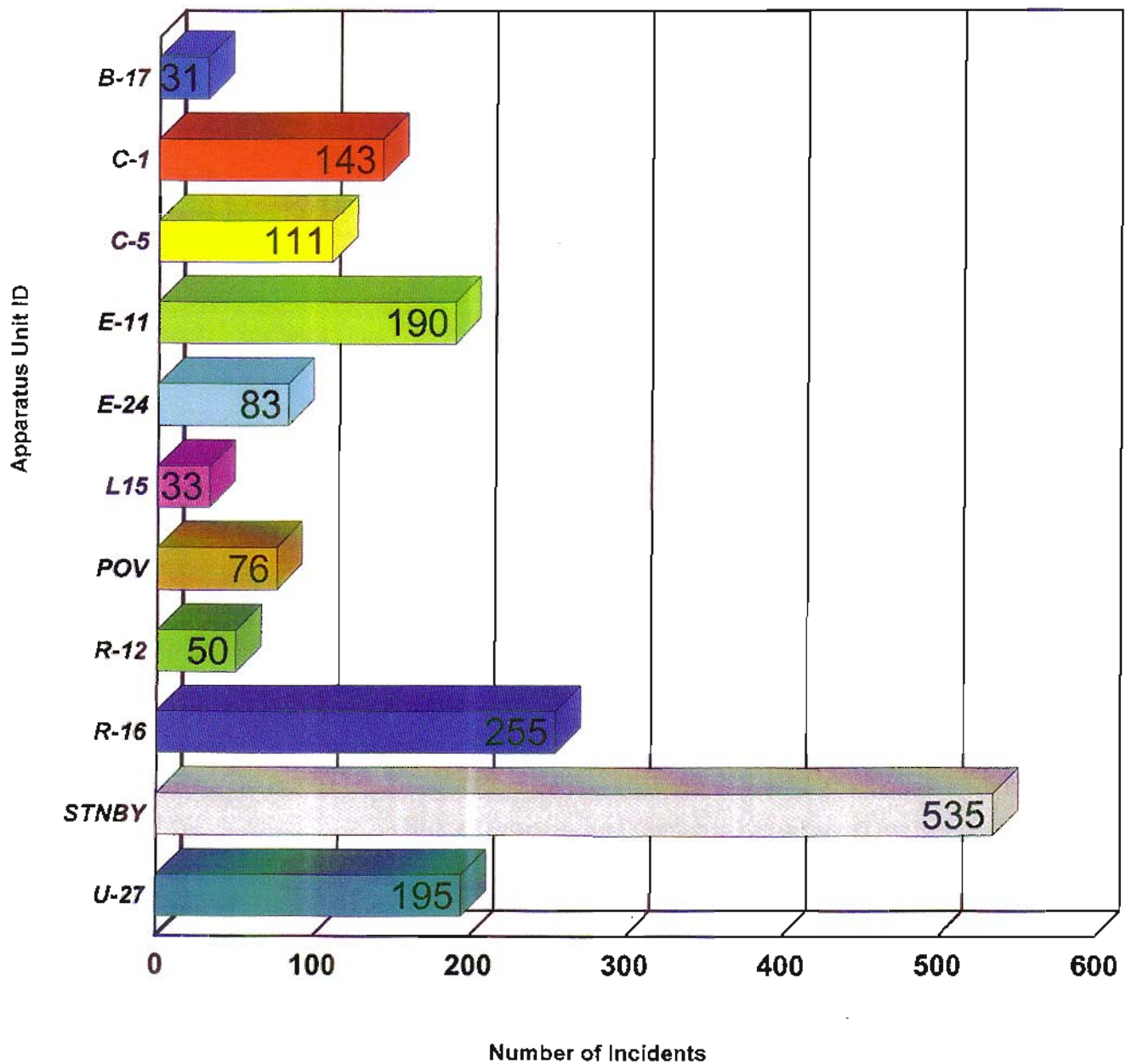
January 1, 2006 - December 31, 2006

<u>INCIDENT TYPE</u>	<u>TOTAL INCIDENTS</u>
600 Good intent call, other	3
611 Dispatched & canceled en route	11
650 Steam, other gas mistaken for smoke, other	1
651 Smoke scare, odor of smoke	5
700 False alarm or false call, other	29
730 System malfunction, other	6
733 Smoke detector activation due to malfunction	2
735 Alarm system sounded due to malfunction	2
736 CO detector activation due to malfunction	1
740 Unintentional transmission of alarm, other	23
744 Detector activation, no fire - unintentional	4
745 Alarm system sounded, no fire - unintentional	5
814 Lightning strike (no fire)	1
Total Number of Incidents:	542
Total Number of Incident Types:	68

# City of Fenton Fire Department

## Apparatus Responding to Incidents

January 1, 2006 - December 31, 2006



Total Amount of Incidents: 542  
Apparatus Count: 11

# City of Fenton Fire Department

## Property and Contents Value Saved

January 1, 2006 - December 31, 2006

Incident Date: 1/2/2006

Incident #	Exp #	Incident Time	Incident Type		
1	0	6:28:00AM	111 Building fire		
Pre-Incident Property and Contents Value		Property and Contents Losses		Total Value Saved	
175,000.00		5,000.00		170,000.00	
Sum of Property and Contents Value Saved for this date:				170,000.00	

Incident Date: 1/3/2006

Incident #	Exp #	Incident Time	Incident Type		
3	0	11:41:00PM	114 Chimney or flue fire, confined to chimney/Smoke		
Pre-Incident Property and Contents Value		Property and Contents Losses		Total Value Saved	
75,000,000.00		5,000.00		74,995,000.00	
Sum of Property and Contents Value Saved for this date:				74,995,000.00	

Incident Date: 2/8/2006

Incident #	Exp #	Incident Time	Incident Type		
62	0	5:44:00PM	111 Building fire		
Pre-Incident Property and Contents Value		Property and Contents Losses		Total Value Saved	
2,600,000.00		60,000.00		2,540,000.00	
Sum of Property and Contents Value Saved for this date:				2,540,000.00	

Incident Date: 2/27/2006

Incident #	Exp #	Incident Time	Incident Type		
89	0	8:02:00PM	111 Building fire		
Pre-Incident Property and Contents Value		Property and Contents Losses		Total Value Saved	
50,000.00		1,000.00		49,000.00	
Sum of Property and Contents Value Saved for this date:				49,000.00	

**Incident Date: 3/6/2006**

Incident #	Exp #	Incident Time	Incident Type		
99	0	5:26:00PM	100 Fire, other		
		<b>Pre-Incident Property and Contents Value</b>	<b>Property and Contents Losses</b>		<b>Total Value Saved</b>
		250,000.00	500.00		249,500.00
		<b>Sum of Property and Contents Value Saved for this date:</b>			249,500.00

**Incident Date: 3/16/2006**

Incident #	Exp #	Incident Time	Incident Type		
113	0	3:01:00AM	111 Building fire		
		<b>Pre-Incident Property and Contents Value</b>	<b>Property and Contents Losses</b>		<b>Total Value Saved</b>
		375,000.00	225,000.00		150,000.00
		<b>Sum of Property and Contents Value Saved for this date:</b>			150,000.00

**Incident Date: 4/14/2006**

Incident #	Exp #	Incident Time	Incident Type		
155	0	7:05:00PM	132 Road freight or transport vehicle fire		
		<b>Pre-Incident Property and Contents Value</b>	<b>Property and Contents Losses</b>		<b>Total Value Saved</b>
		2,000.00	1,000.00		1,000.00
		<b>Sum of Property and Contents Value Saved for this date:</b>			1,000.00

**Incident Date: 7/9/2006**

Incident #	Exp #	Incident Time	Incident Type		
262	0	11:35:00AM	111 Building fire		
		<b>Pre-Incident Property and Contents Value</b>	<b>Property and Contents Losses</b>		<b>Total Value Saved</b>
		2,000,000.00	85,000.00		1,915,000.00
		<b>Sum of Property and Contents Value Saved for this date:</b>			1,915,000.00

**Incident Date: 7/17/2006**

Incident #	Exp #	Incident Time	Incident Type		
273	0	10:00:00AM	111 Building fire		
		<b>Pre-Incident Property and Contents Value</b>	<b>Property and Contents Losses</b>		<b>Total Value Saved</b>
		80,000.00	30,000.00		50,000.00
		<b>Sum of Property and Contents Value Saved for this date:</b>			50,000.00

Incident Date: 7/18/2006

Incident #	Exp #	Incident Time	Incident Type		
275	0	1:51:00AM	111 Building fire		
Pre-Incident Property and Contents Value		Property and Contents Losses		Total Value Saved	
330,000.00		8,000.00		322,000.00	
Sum of Property and Contents Value Saved for this date:				322,000.00	

Incident Date: 8/20/2006

Incident #	Exp #	Incident Time	Incident Type		
356	0	2:23:00PM	111 Building fire		
Pre-Incident Property and Contents Value		Property and Contents Losses		Total Value Saved	
710,000.00		100,000.00		610,000.00	
357	0	5:26:00PM	111 Building fire		
Pre-Incident Property and Contents Value		Property and Contents Losses		Total Value Saved	
151,500.00		1,750.00		149,750.00	
Sum of Property and Contents Value Saved for this date:				759,750.00	

Incident Date: 9/27/2006

Incident #	Exp #	Incident Time	Incident Type		
409	0	2:10:00AM	154 Dumpster or other outside trash receptacle fire		
Pre-Incident Property and Contents Value		Property and Contents Losses		Total Value Saved	
700.00		400.00		300.00	
Sum of Property and Contents Value Saved for this date:				300.00	

Incident Date: 10/12/2006

Incident #	Exp #	Incident Time	Incident Type		
433	0	12:47:00PM	111 Building fire		
Pre-Incident Property and Contents Value		Property and Contents Losses		Total Value Saved	
200,000.00		11,000.00		189,000.00	
Sum of Property and Contents Value Saved for this date:				189,000.00	

Incident Date: 12/15/2006

Incident #	Exp #	Incident Time	Incident Type		
521	0	6:27:00PM	111 Building fire		
Pre-Incident Property and Contents Value		Property and Contents Losses		Total Value Saved	
144,000.00		27,000.00		117,000.00	
Sum of Property and Contents Value Saved for this date:				117,000.00	

# City of Fenton Fire Department 2006 Annual Report

	Jan - Mar	April - June	July - Sept	Oct - Dec	2006 Total
No of Incidents	128	123	164	127	542
Incident Payroll \$ per 1/4	\$57,361.00	\$46,780.00	\$61,387.00	\$47,401.00	\$212,929.00
Total Payroll Cost per 1/4	\$65,929.00	\$54,740.34	\$68,782.00	\$55,638.00	\$245,089.34
No. of personnel responses per 1/4	2148	1774	2286	1922	8130
OT hours per 1/4	581	316	471	219	1587
Fire prevention hours per 1/4	38	27	15	22	102
In station training sessions per 1/4 (Approx. 3 hours per session)	168	151	149	127	595
Incident response by shift per 1/4 (All)					2006 Total
First	65	68	67	63	263
Second	44	41	74	51	210
Third	19	14	23	13	69
	128	123	164	127	542
Incident response by shift per 1/4 (City)					2006 Total
First	52	50	51	51	203
Second	32	35	55	35	157
Third	16	12	13	5	46
	100	97	119	91	404

# City of Fenton Fire Department 2006 Annual Report

	Jan - Mar	April - June	July - Sept	Oct - Dec	2006 Total
<b>Incident response by shift per 1/4 (Tyrone)</b>					
First	13	18	16	12	59
Second	12	5	19	16	52
Third	3	3	10	8	24
	28	26	45	36	<b>135</b>
<b>Incident response times by quarter (City)</b>					
	Jan - Mar	April - June	July - Sept	Oct - Dec	Avg. for year Min.
	6.8	6.2	6.7	6.2	6.55
<b>Incident response times by quarter (Tyrone)</b>					
	Jan - Mar	April - June	July - Sept	Oct - Dec	Avg. for year Min.
	8.6	9.6	9	11	9.73