

City of Fenton
Fire Department
2005 ANNUAL REPORT



**City of Fenton Fire Department
205 East Caroline Street
Fenton, MI 48430**

2005 ANNUAL REPORT

To: Michael J. Senyko, City Manager

Highlights of 2005 include the receipt of our new ladder truck. Ladder 15 is a state of the art aerial apparatus that the Department is proud to own and operate.

An important and ever present concern is on the job injuries. This year we did not have a single injury and that in itself is a great accomplishment that reflects well on our department training and awareness of safety issues.

We completed the Self Contained Breathing Apparatus (SCBA) upgrades, bringing us up to the latest NFPA and OSHA standards. This was a three-year long upgrade project with the final stage being lightweight carbon fiber air bottles that enable our Firefighters to work longer with less fatigue and increased safety.

Ron Darling and Casey Gilbert were hosted by ISI in Atlanta, Georgia to become certified SCBA Technicians. This will allow our repairs to be done in-house, therefore keeping our SCBA units in top condition.

Every Department Officer completed IS700 and IS800 Incident Management courses required for all Command Officers. These are programs resulting from the Homeland Security Presidential Directive 5, issued by President Bush. The remainder of the department is scheduled to receive IS700, which is required for all firefighters in January of 2006.

The purchasing, training and installation of our 800 Mhz. Radio system has exceeded our expectations, greatly improving our communication ability. In addition, supporting the Homeland Security Agency interoperability criteria set forth by President Bush.

Again this year we received a grant from the 100 Club allowing us to purchase a Rapid Intervention Team pack. This enables us to be better prepared in the event we have a trapped or down firefighter during an incident. Other donations were received from individuals as well as Wal-Mart, all earmarked for physical fitness equipment, further enhancing our current fitness equipment.

The Fire Department responded to 489 incidents in 2005. This is an increase of 14 incidents over 2004. While medical calls continue to be our largest type of incident it is well within control as demonstrated by the small increase in incident volume. Estimated fire losses in 2005 amounted to approximately **\$469,601.00**

Overall incident response time increased slightly this year and I believe that is a direct result of the increased traffic, in the city, due to the summer construction on US-23. Incident response times in Tyrone Township decreased slightly. Tables in the incident statistics section of this report expand on this information.

This Department responded to 386 incidents in the City of Fenton. There were 103 incidents in Tyrone Township in which the City was reimbursed approximately \$110,000.00 from Tyrone Township. Additionally, via our cost recovery ordinance we were reimbursed nearly \$31,00.00. We averaged nearly 41 incidents per month.


This year was the year of traffic accidents resulting in many challenges, not the least of which was a semi-truck coming to rest on top of an occupant in a compact car on US-23, during the construction traffic jams. This incident resulted in three fire departments working together to a successful end. The occupant was released from the hospital a few days later.

Lt. Bob Cairnduff became a Nationally Certified Fire Safety Officer when he successfully wrote the "*Fire Department Safety Officers Association*", national exam.

In response to a request by the Parks Board, The Firefighters Association raised money, donated material and labor to construct a pavilion in Strom Park.

I believe a comment about Dennis Smith is appropriate in this report. Dennis led the department for all but a couple weeks of 2005. Under his guidance we were able to achieve many successes and for that we thank him and wish him nothing but the best in his endeavors.

Please review the remainder of this Annual Report. I hope you find it interesting as well as informative. Please contact me for any additional information or clarification.

A handwritten signature in black ink, appearing to read 'Edward R. Hadfield', written in a cursive style.

Edward R. Hadfield, Deputy Fire Chief

City of Fenton Fire Department

Officers

December 31, 2005

**Edward Hadfield
Deputy Fire Chief**

**Charles Koan
Assistant Chief**

**Lieutenant: Karl Sturgis
Lieutenant: Scott Smith
Lieutenant: Bob Cairnduff (Training Officer)
Lieutenant: Pat Hajec**

**Craig Jensen
Chief Engineer**

City of Fenton Firefighters

<u>NAME</u>	<u>SERVICE DATE</u>	<u>NAME</u>	<u>SERVICE DATE</u>
Jason Abbey	11/2004	Nate Miller	1/2003
Stan Amos	1/1999	Al Morea	4/1974
Dane Brown	9/2005	Nate Mosher	1/2001
Jeffrey Carter	7/2004	Mike Peterson	4/1984
Marshall Colley	12/2005	Dave Petrucci	8/2003
Ron Darling	1/1996	Nick Schulz	1/2001
Michael Fulkerson	4/2002	Jeff Shook	1/1995
Casey Gilbert	11/2001	Greg Stockwell	10/1988
Tom Hanson	4/2002	Josh Sturgis	3/2004
Derek Hillman	2/2000	Scott Wagner	9/2005
Mike Kaneris	7/2001	Pat Whalen	8/2003
Dustin Lucius	11/2004	Nick Will	2/1999
Robert Maksymowski	7/2004	Dave Williams	3/1975

City of Fenton Fire Department

MISSION STATEMENT

"To protect life and property of the people of our community with the highest quality of service possible".



City of Fenton Fire Board Members

December 31, 2005

Sue Osborn, Mayor
Chairperson

Carl Hammond
Vice Chairperson

John Rauch
Member-at-Large



Department Training

Training has always been a high priority for the Fire Department and 2005 was no exception.

Lt. Bob Cairnduff continues to function as our Training Officer. Bob, having the ability to provide training leadership in fire and EMS, is the right person to lead the department training.

Departmental Training amounted to over 2200 combined hours in all aspects of the fire service. Not least of which is over 300 hours of training on Ladder 15 to ensure we have proper knowledge in all aspects of its operation.

Again this year we hosted two of the Genesee County Association of Fire Chiefs - Fire Academy's for 2004/2005. We graduated over 40 Firefighters into the world of firefighting. Three of our Firefighters, Bobby Maksymowski, Josh Sturgis and Scott Lenhart were a part of that graduating class. Currently we are hosting the 2005/2006 Fire Academy with three firefighters attending. Deputy Chief Ed Hadfield and Ex-Fire Chief Dennis Smith are State Certified Fire Instructors and taught many of the academy classes.

In August, four of our Firefighters attended training at The National Fire Academy in Emmitsburg, Maryland. They received excellent training at the national level and were a part of the Michigan Weekend contingent.

The entire Department attended the state recommended 800 Mhz radio operators training. Jeff Shook and Tom Hanson became Certified Trainers for this program, committing several personal days to complete this training.




Firefighter of the Year Award

On December 10, 2005, Craig Jensen was the recipient of the City of Fenton Firefighters Association "Firefighter of the Year Award". This award is given annually to a member of the department and is chosen by their peers.

Craig joined the department July 2, 1981 and has always been a valuable asset to the department on many levels and projects. He is currently our Chief Engineer.

Craig spends countless hours ensuring all of our equipment is in top working order; mentoring and training the remainder of the department in pump operation and emergency driving. He was instrumental in defining the specifications for Ladder 15 as well as many pieces of apparatus in the past. He often sacrifices his personal time and vacation time from his regular job at General Motors to commit to the department and community. His assistance and commitment is invaluable.

In his "spare" time Craig enjoys vacationing in his back yard resort as well as his other favorites such as Las Vegas and Maui. He can be found at many weekend cruises with his Corvette or racing slot cars in his garage. Everyone at The City of Fenton Fire Department congratulates Chief Engineer Craig Jensen for being selected for this well deserved award.



Chief Engineer Craig Jensen

Daytime Duty Shift

One of the department goals for 2005 was part time "Duty Shift" Firefighters. This has proven to be as valuable as we had hoped.

One of the primary objectives for these firefighters is to conduct Pre-Fire plans for all the businesses, including apartment complexes within the city. This is a considerable task. In the six months that the program has been in-place the duty shift crews have completed 120 Pre-Fire Plans. This includes on-site work as well as computer drawing of each business. Therefore compiling a considerable database for emergency responses.

Additional accomplishments include: completing and maintaining the fire hydrant marking system we started a year ago, conducting Fire Prevention programs and assisting businesses with evacuation planning and fire extinguisher training.


INCIDENT STATISTICS

JANUARY 1 – DECEMBER 31, 2005



City of Fenton Fire Department

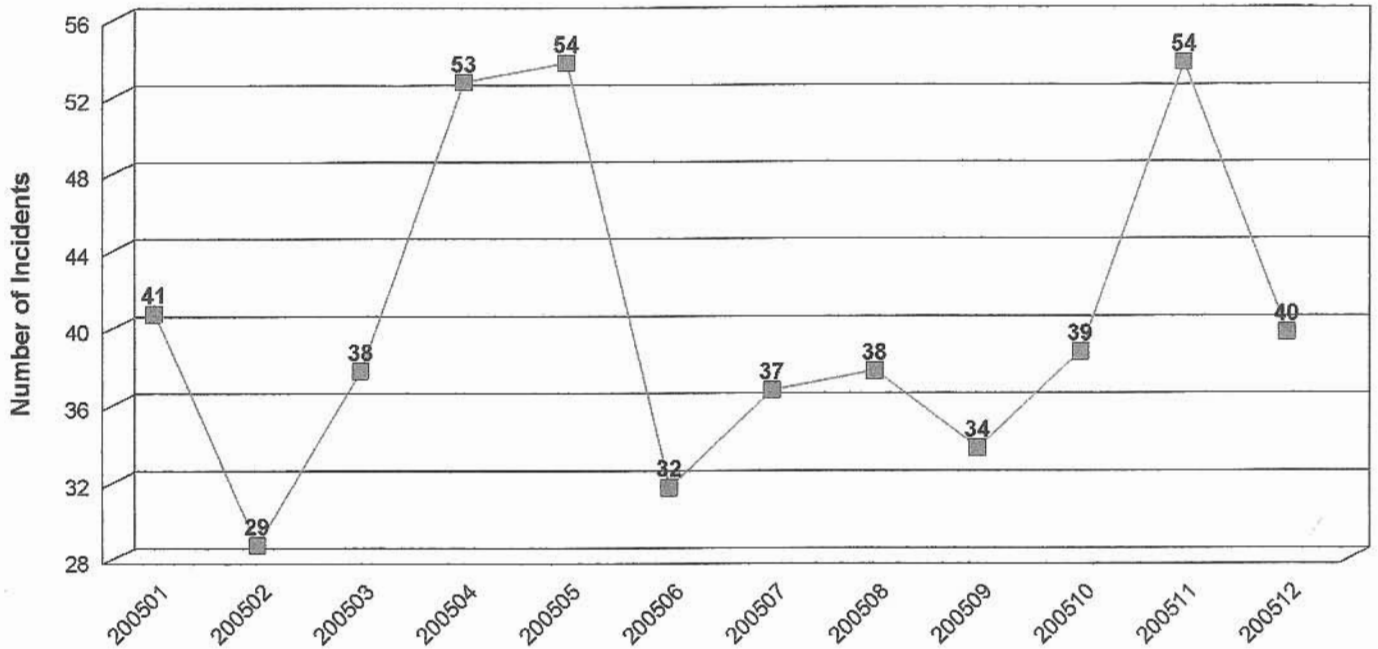
Incidents per year 1996 - 2005



City of Fenton Fire Department

Incident Reporting by Month

January 1, 2005 - December 31, 2005



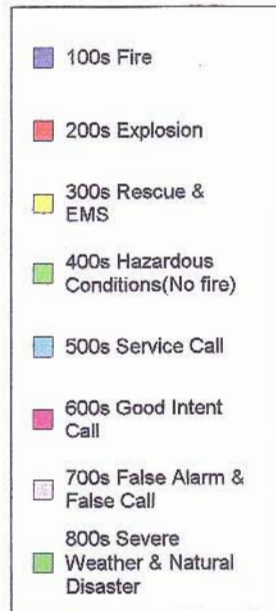
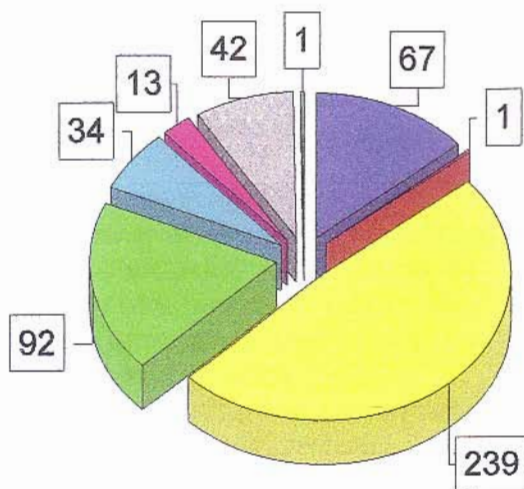
Plotted points on Graph read from left to right.

Period:	# of Incidents:
January 2005	41
February 2005	29
March 2005	38
April 2005	53
May 2005	54
June 2005	32
July 2005	37
August 2005	38
September 2005	34
October 2005	39
November 2005	54
December 2005	40
Total Incidents:	489

City of Fenton Fire Department

Incident Reporting by Type of Incident

January 1, 2005 - December 31, 2005



Graphed items are sorted by Incident Type

Type Of Incident:

100 Series-Fire
 200 Series-Explosion
 300 Series-Rescue & EMS
 400 Series-Hazardous Conditions(No fire)
 500 Series-Service Call
 600 Series-Good Intent Call
 700 Series-False Alarm & False Call
 800 Series-Severe Weather & Natural Disaster

Total Of Incidents:

67
 1
 239
 92
 34
 13
 42
 1

Percentage Value:

13.70%
 0.20%
 48.88%
 18.81%
 6.95%
 2.66%
 8.59%
 0.20%

Grand Total: 489

Type Of Incident Most Frequent: 300 Series-Rescue & EMS

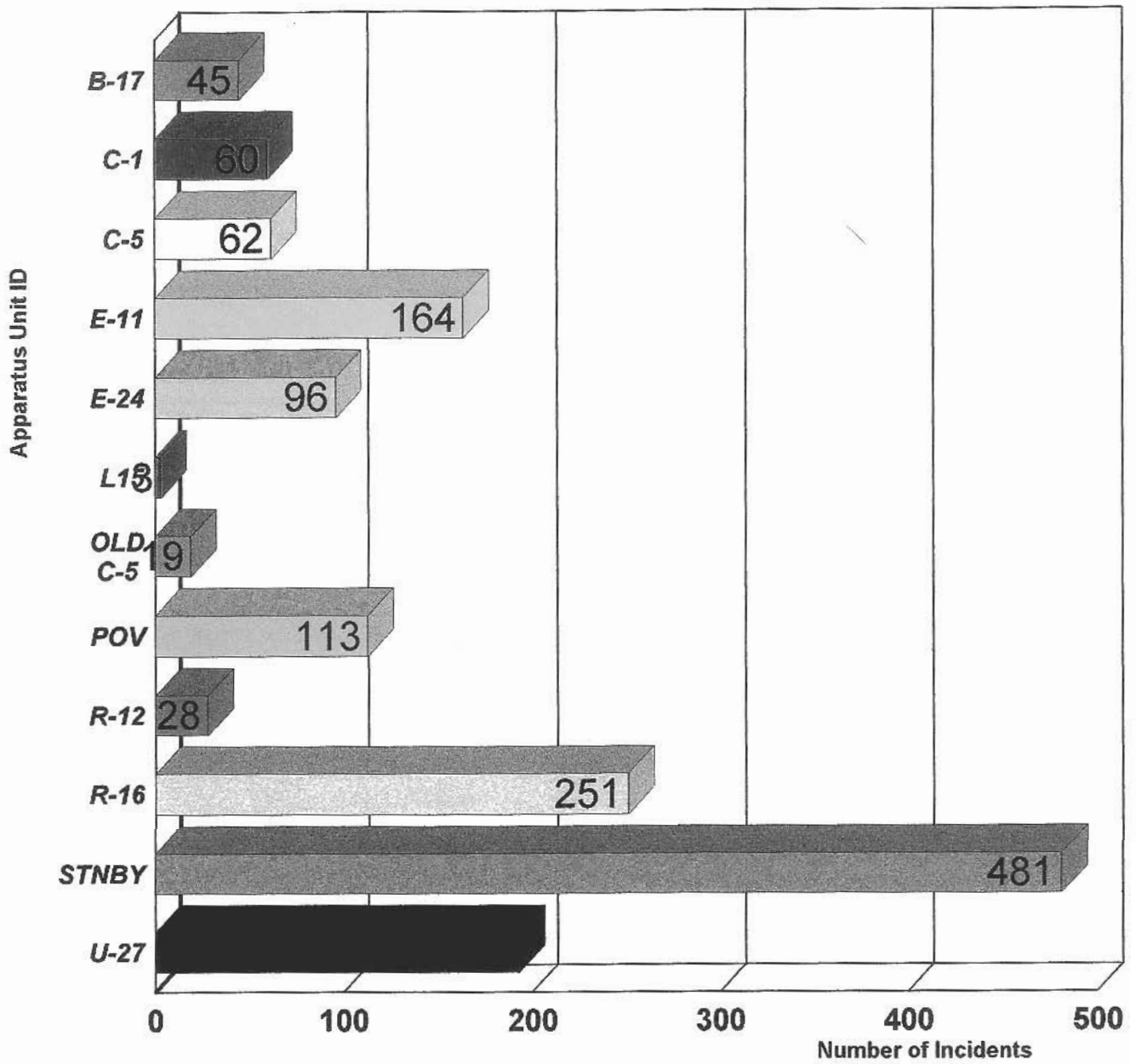
City of Fenton Fire Department

Incident Reports by Type of Situation Found

January 1, 2005 - December 31, 2005

Type Of Situation Found	Total Incidents:
-- 100 Fire, other (Grease Fire on Stove)	10
-- 111 Building fire / Kitchen Fire	19
-- 113 Cooking fire, confined to container	1
-- 120 Fire in mobile prop. used as a fixed struc., other	1
-- 130 Mobile property (vehicle) fire, other	1
-- 131 Passenger vehicle fire	6
-- 132 Road freight or transport vehicle fire	1
-- 140 Natural vegetation fire, other	1
-- 142 Brush, or brush and grass mixture fire	2
-- 143 Grass fire	7
-- 150 Outside rubbish fire, other	7
-- 154 Dumpster or other outside trash receptacle fire	1
-- 160 Special outside fire, other (camp fire)	10
-- 200 Overpressure rupture, overheat other	1
-- 300 Rescue, emergency medical call (EMS) call, other	124
-- 311 Medical assist, assist EMS crew	14
-- 321 EMS call, excluding vehicle accident with injury	1
-- 322 Vehicle accident with injuries	86
-- 323 Motor vehicle/pedestrian accident (MV Ped)	1
-- 324 Motor vehicle accident with no injuries	12
-- 355 Confined space rescue	1
-- 400 Hazardous condition, other (Tree Down)	2
-- 410 Flammable gas or liquid condition, other	14
-- 411 Gasoline or other flammable liquid spill	14
-- 412 Gas leak (natural gas or LPG)	7
-- 413 Oil or other combustible liquid spill	10
-- 420 Toxic condition, other	1
-- 424 Carbon monoxide incident	9
-- 440 Electrical wiring/equipment problem, other	17
-- 444 Power line down	11
-- 445 Arcing, shorted electrical equipment	6
-- 460 Accident, potential accident, other	1
-- 531 Smoke Smell Investigation	19
-- 550 Public service assistance, other	3
-- 554 Assist invalid	2
-- 561 Unauthorized burning/Smoke Investigation	2
-- 571 Cover assignment, standby, moveup	8
-- 600 Good intent call, other	2
-- 611 Dispatched & canceled en route (False Alarm)	9
-- 650 Steam, other gas mistaken for smoke, other	2
-- 700 False alarm or false call, other	8
-- 730 System malfunction, other	9
-- 733 Smoke detector activation due to malfunction	5
-- 735 Alarm system sounded due to malfunction	2
-- 740 Unintentional transmission of alarm, other	10
-- 741 Sprinkler activation, no fire - unintentional	1
-- 743 Smoke detector activation. no fire - unintentional	3
-- 745 Alarm system sounded, no fire - unintentional	4
-- 814 Lightning strike (no fire)	1
Total Number of Incidents:	489
Total Number of Incident Types:	61

City of Fenton Fire Department
Apparatus Responding to Incidents
January 1, 2005 - December 31, 2005



Total Amount of Incidents: 1,515
 Apparatus Count: 12

Property and Contents Value Saved by Date

V5

FENTON CITY FIRE DEPARTMENT

Incident Date in 1/01/2005 to 12/31/2005

Print Date: 1/5/2006

Page 1 of 3

Incident Date: 4/18/2005

Incident #	Exp #	Incident Time	Incident Type		
143	0	02:10:00	531	Smoke Investigation	
Pre-Incident Property and Contents Value		Property and Contents Losses		Total Value Saved	
200,000.00		0.00		200,000.00	
Sum of Property and Contents Value Saved for this dat				200,000.00	

Incident Date: 5/16/2005

Incident #	Exp #	Incident Time	Incident Type		
188	0	20:17:00	531	Smoke Investigation	
Pre-Incident Property and Contents Value		Property and Contents Losses		Total Value Saved	
150,000.00		100.00		149,900.00	
Sum of Property and Contents Value Saved for this dat				149,900.00	

Incident Date: 5/23/2005

Incident #	Exp #	Incident Time	Incident Type		
201	0	23:28:00	100	Fire, other	
Pre-Incident Property and Contents Value		Property and Contents Losses		Total Value Saved	
1,000,000.00		3,000.00		997,000.00	
Sum of Property and Contents Value Saved for this dat				997,000.00	

Incident Date: 7/13/2005

Incident #	Exp #	Incident Time	Incident Type		
260	0	17:24:00	814	Lightning strike (no fire)	
Pre-Incident Property and Contents Value		Property and Contents Losses		Total Value Saved	
2,000,000.00		50,000.00		1,950,000.00	
Sum of Property and Contents Value Saved for this dat				1,950,000.00	

Incident Date: 8/14/2005

Incident #	Exp #	Incident Time	Incident Type		
300	0	12:46:00	111	Building fire	
Pre-Incident Property and Contents Value		Property and Contents Losses		Total Value Saved	
290,000.00		30,000.00		260,000.00	
Sum of Property and Contents Value Saved for this dat				260,000.00	

Property and Contents Value Saved by Date

V5

FENTON CITY FIRE DEPARTMENT

Incident Date in 1/01/2005 to 12/31/2005

Print Date: 1/5/2006

Page 2 of 3

Incident Date: 8/19/2005

Incident #	Exp #	Incident Time	Incident Type		
308	0	15:49:00	111 Building fire		
Pre-Incident Property and Contents Value		Property and Contents Losses		Total Value Saved	
325,000.00		325,000.00		0.00	
Sum of Property and Contents Value Saved for this dat					0.00

Incident Date: 9/29/2005

Incident #	Exp #	Incident Time	Incident Type		
353	0	00:11:00	113 Cooking fire, confined to container		
Pre-Incident Property and Contents Value		Property and Contents Losses		Total Value Saved	
60,000.00		0.00		60,000.00	
Sum of Property and Contents Value Saved for this dat					60,000.00

Incident Date: 10/29/2005

Incident #	Exp #	Incident Time	Incident Type		
386	0	11:47:00	111 Building fire (Barn)		
Pre-Incident Property and Contents Value		Property and Contents Losses		Total Value Saved	
150,000.00		150,000.00		0.00	
Sum of Property and Contents Value Saved for this dat					0.00

Incident Date: 10/30/2005

Incident #	Exp #	Incident Time	Incident Type		
391	0	15:16:00	111 Building fire		
Pre-Incident Property and Contents Value		Property and Contents Losses		Total Value Saved	
245,000.00		165,000.00		80,000.00	
Sum of Property and Contents Value Saved for this dat					80,000.00

Incident Date: 11/19/2005

Incident #	Exp #	Incident Time	Incident Type		
433	0	13:13:00	100 Fire, other		
Pre-Incident Property and Contents Value		Property and Contents Losses		Total Value Saved	
25,000.00		1.00		24,999.00	
Sum of Property and Contents Value Saved for this dat					24,999.00

Property and Contents Value Saved by Date

V5

FENTON CITY FIRE DEPARTMENT

Incident Date in 1/01/2005 to 12/31/2005

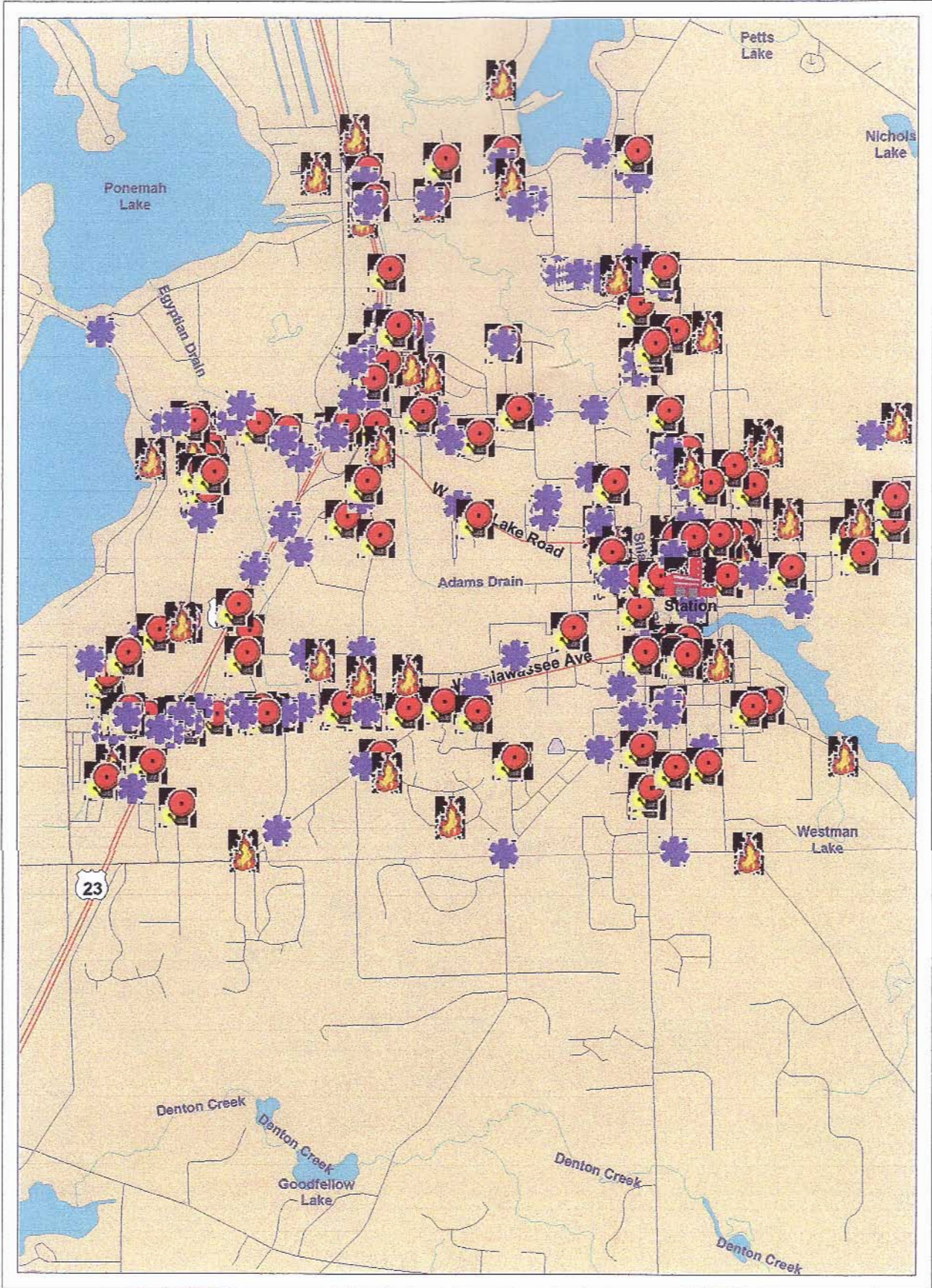
Print Date: 1/5/2006

Page 3 of 3

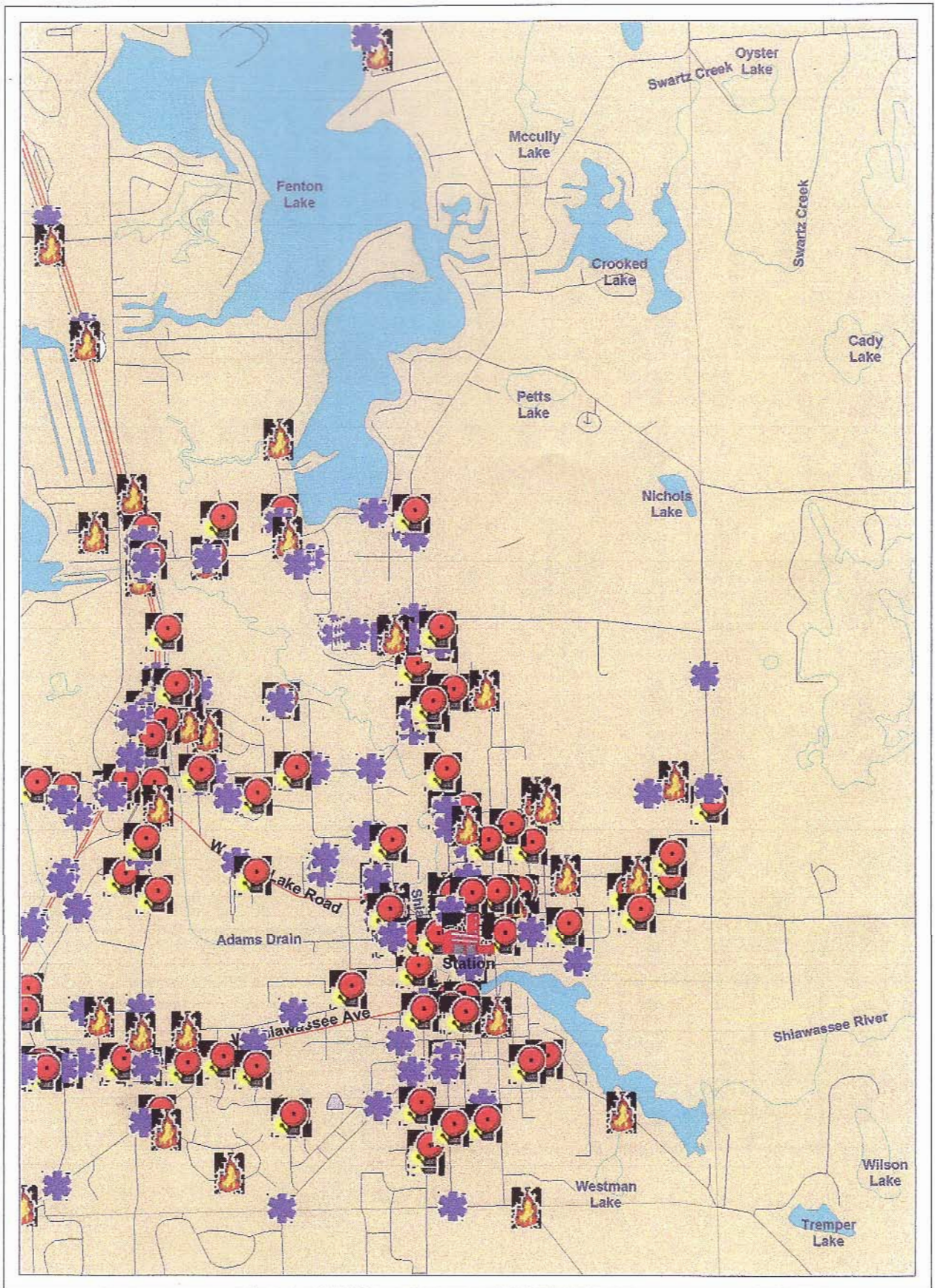
Incident Date: 12/27/2005

Incident #	Exp #	Incident Time	Incident Type		
487	0	20:59:00	111 Building fire / Kitchen Fire		
				Pre-Incident Property and Contents Value	Property and Contents Losses
				200,000.00	1,600.00
					Total Value Saved
					198,400.00
				Sum of Property and Contents Value Saved for this dat	198,400.00
					Grand Total of Incidents:
					11
					Total of Dates Counted:
					11
				Grand Total of Property and Contents Value Saved:	3,920,299.00

**CITY OF FENTON FIRE DEPARTMENT
INCIDENT LOCATIONS
IN THE CITY OF FENTON
JANUARY 1, 2005 – DECEMBER 31, 2005**



INCIDENT LOCATIONS – (Continued)



City of Fenton Fire Department 2005 Annual Report

	Jan - Mar	April - June	July - Sept	Oct - Dec	2005 Total
No of Incidents	108	139	109	133	489
Incident Payroll \$ per 1/4	\$38,139.00	\$47,373.00	\$40,827.00	\$49,635.00	\$175,974.00
Total Payroll Cost per 1/4	\$44,652.00	\$57,943.00	\$50,547.33	\$58,158.33	\$211,300.66
No. of personnel responses per 1/4	1650	2044	1592	1986	7272
OT hours per 1/4	109	322	243	293	967
Fire prevention hours per 1/4	8	15	7	20	50
In station training sessions per 1/4	172	178	222	155	727
Incident response by shift per 1/4 (All)					
First	57	72	59	66	254
Second	39	51	39	53	182
Third	12	16	11	14	53
	108	139	109	133	489

City of Fenton Fire Department 2005 Annual Report

Incident response by shift per 1/4 (City)	Jan - Mar	April - June	July - Sept	Oct - Dec	2005 Total
First	44	61	43	51	199
Second	36	40	27	42	145
Third	10	15	8	9	42
	90	116	78	102	386
Incident response by shift per 1/4 (Tyrone)	Jan - Mar	April - June	July - Sept	Oct - Dec	2005 Total
First	13	11	16	15	55
Second	3	10	12	11	36
Third	2	2	3	5	12
	18	23	31	31	103
Incident response times by quarter (City)	8	7.24	6.8	6.49	Avg. for year 7.13 Min.
Incident response times by quarter (Tyrone)	9.12	10.64	9.73	10.29	Avg. for year 10.0 Min.