

**City of Fenton**  
**Fire Department**  
**2007 ANNUAL REPORT**



**City of Fenton Fire Department**  
**205 East Caroline Street**  
**Fenton, MI 48430**



# City of Fenton

---

Fire Department • 205 East Caroline Street • Fenton, MI 48430 • (810) 629-8595 • EMERGENCY 911

---

## 2007 Annual Report

To: Rick Aro, Acting City Manager, and Fenton City Council

2007 will be a year to remember for quite some time. This was the year of some major incidents for the fire department, and the city. In April we had a forty car pile up on US-23. In May we assisted the City of Linden at the Union Block fire. June brought us the fire at Blackburns restaurant, and the fatal accident at the Fenton House restaurant. The double fatal fire in July was one of the worst fire scenes this department has dealt with in a long time, and the August tornado was a once in a lifetime event, we hope!

The Department responded to a total of 487 incidents in 2007, compared to 542 in 2006. We averaged 41 incidents per month. There were 330 incidents in the city, and 157 in Tyrone Township. Tyrone Township in return paid the city \$182,270 for fire services in 2007. The average response time to an incident in the city was 6.75 minutes. Estimated fire losses in 2007 amounted to approximately \$474,100.

The August tornado was obviously the single biggest event for the fire department in 2007. We learned that the emergency plans that we have in place work, and that the employees and citizens of this town are second to none. The amount of assistance that was offered and received is something that will never be forgotten by the members of this department. The night of the tornado, and the hours and days that followed were both a success and a learning experience for all involved.

Some of the highlights of 2007 include: The purchase of the departments' first Heavy Rescue fire truck, the 2007 Spartan/Hackney was delivered on July 1<sup>st</sup>. The second phase of the two year replacement for our "Jaws-of-Life" tools was completed. The firefighters association held its first annual charity golf outing. The department was also awarded its first Department of Homeland Security- assistance to firefighters grant, in the amount of \$9,500.

The Fire Department and the Firefighters Association have always been very active in the community, but this year was exceptional. The department receives numerous requests to attend and help at community events, so many that we have to turn some down, but in 2007 the department provided 692 community service hours. On top of the community service hours the department members also provided an additional 82 hours of fire prevention to children in the schools and at the station. All of the

*Dedicated to Serving Our Community*



# City of Fenton


---

Fire Department • 205 East Caroline Street • Fenton, MI 48430 • (810) 629-8595 • EMERGENCY 911

community service events are voluntary and the firefighters receive no compensation. The number of hours put in by our firefighters at these community events is impressive, and yet another indicator of the level of dedication they have to this department and community.

During 2007 the department improved on its effort to become more proactive in the community in regards to safety. We continued to offer our free smoke detector program, and added a free carbon monoxide detector program. This resulted from an incident in town where two children were overcome by carbon monoxide. I was able to obtain a grant for free detectors to be available to our residents. In June the department also implemented our "Fire and Life Safety Analysis" inspection program for all businesses in the city. To date we have performed over one hundred business inspections. The inspections are being performed by the dayshift duty personnel that work from 12-5 p.m. during the week. This program has been accepted well by the local businesses, and I believe that this is a truly valuable program to our community and our businesses.

Please review the remainder of this annual report, and I hope you will find it interesting as well as informative. Please feel free to contact me for any additional information or clarification.

  
Robert C. Cairnduff  
Fire Chief

# City of Fenton Fire Department

## Officers

---

**Robert Cairnduff**  
Fire Chief  
(Service Date: 7/1996)

**Edward Hadfield**  
Deputy Chief  
(Service Date: 8/1982)

**Charles Koan**  
Assistant Chief  
(Service Date: 7/1971)

**Captain: Karl Sturgis** (Service Date: 1/1983)  
**Captain: Scott Smith** (Service Date: 8/1982)

**Lieutenant: Nick Will** (Service Date: 2/1999)  
**Lieutenant: Jeff Shook** (Service Date: 1/1995)

**Chief Engineer: Craig Jensen** (Service Date: 7/1981)

## City of Fenton Firefighters

---

<u>NAME</u>	<u>SERVICE DATE</u>	<u>NAME</u>	<u>SERVICE DATE</u>
Jason Abbey	11/2004	Nate Mosher	1/2001
Stan Amos	8/1999	Adam Peterson	8/2007
Frank Carpenter	1/2007	Mikel Peterson	4/1984
Marshall Colley	12/2005	Shannon Premo	11/2006
Ron Darling	1/1996	Nick Schulz	11/2001
Camron Gilbert	8/2006	Brent Sharp	7/2006
Casey Gilbert	11/2001	Greg Stockwell	10/1988
Matt Hadfield	7/2007	Josh Sturgis	3/2004
Pat Hajec	1/1990	Kelsey Sturgis	10/2007
Ryan Jenema	11/2006	David Taylor	11/2006
Jamie Kitchen	9/2007	Pat Whalen	8/2003
Dustin Lucius	11/2004	Travis Whitman	7/2007
Robert Maksymowski	7/2004	Dave Williams	3/1975
Al Morea	4/1974		

**City of Fenton**  
**Fire Board Members**  
**2007**

---

**Sue Osborn, Mayor**  
**Chairperson**

**Michael Moffitt**  
**Member**

**John Rauch**  
**Member**

# City of Fenton Fire Department

---

## MISSION STATEMENT

*"To protect life and property of the people of our community  
with the highest quality of service possible".*



# Fire Department Awards

On December 8<sup>th</sup> 2007 the Fire Department Firefighters Association held its annual Christmas party, and awards night. The "Firefighter of the Year Award", the "Chiefs Award", and the service awards are all handed out during the ceremony.

## **Firefighter of the Year**

Captain Scott Smith was chosen as this year's recipient of the award. This award is given annually to a member of the department and is voted on by the entire membership.

Scott joined the department on August 5<sup>th</sup>, 1982. Scott has been a valuable member of this department for over 25 years. Scott has worked his way up through the ranks serving as firefighter, Lieutenant, and now as Captain.

Scott was promoted in 2006 to the position of Captain in charge of training. During 2007 he made arrangements for some very special training. He was instrumental in starting our training program with Oakland Community College, and conducting the live burn training in May at the old day care building on South Long Lake Rd.

## **Chiefs Award**

This award is given to a person or persons that have gone above and beyond with their service to the Department, and is chosen by the Chief. This year's award went to Captain Scott Smith.


By winning both awards it is evident that Scott had a very productive 2007. As stated above Scott was responsible for department trainings, but he also put in many additional hours organizing the Firefighter Associations first annual charity golf outing. The outing was held in August, and was a huge success despite being held on the morning of the tornado.

## **Service Awards**

The following members were given service awards for their years of dedicated service to the Department.

Scott Smith- Captain	25 years of service
Ed Hadfield- Deputy Chief	25 years of service
Tom Hanson- Firefighter	5 years of service

**Firefighter of the Year Award  
Captain Scott Smith**



**Chiefs Award  
Captain Scott Smith**

## 25 Year Service Award



25 Year Service Award presented to:  
Deputy Chief Hadfield (above) and Captain Scott Smith (below)  
by Association President Jeff Shook and Vice President Nate Mosher



## 2007 Fire Prevention Open House



## 2007 Ice Rescue Training



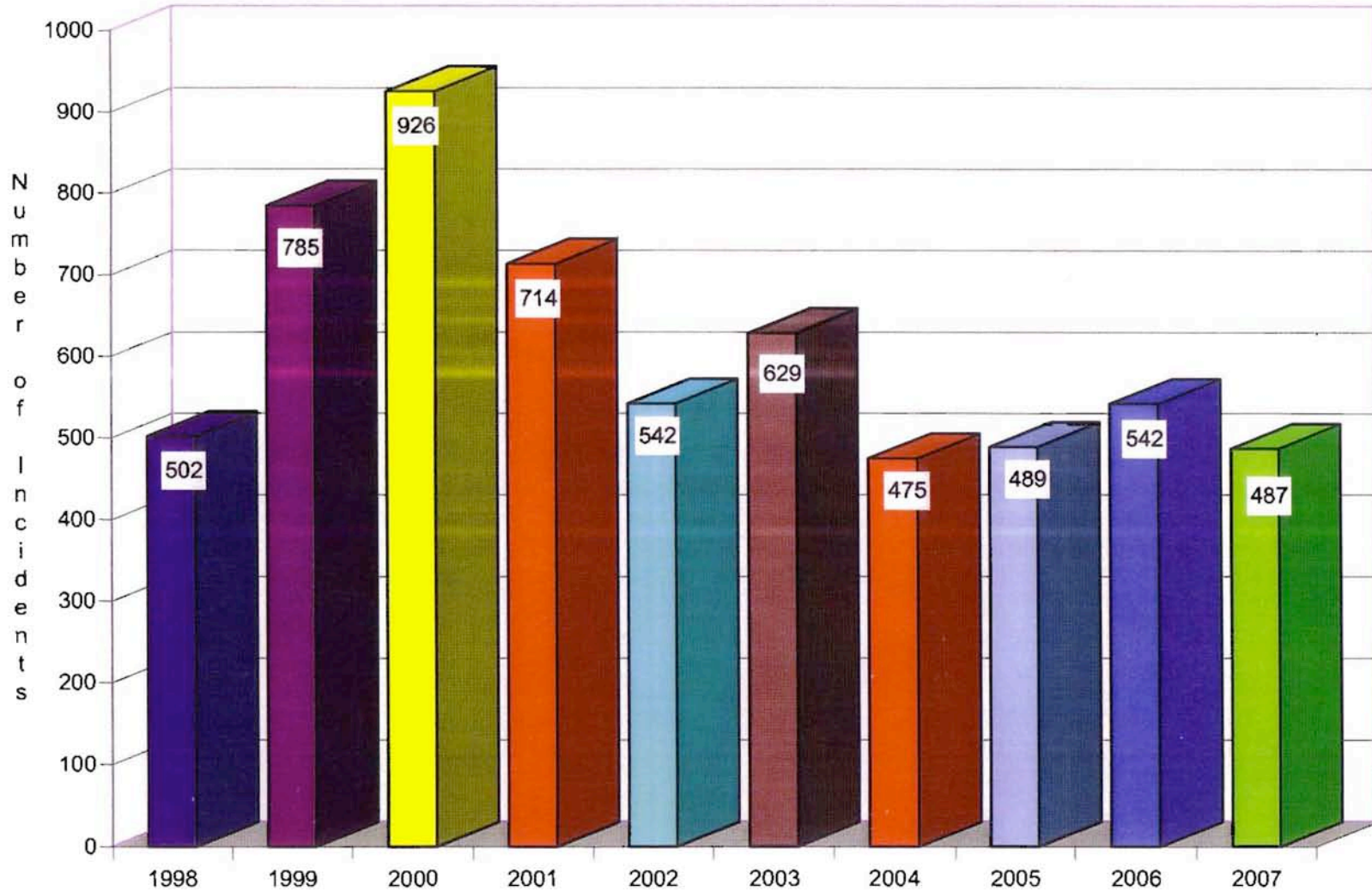
# **INCIDENT STATISTICS**

**JANUARY 1 – DECEMBER 31, 2007**



# City of Fenton Fire Department

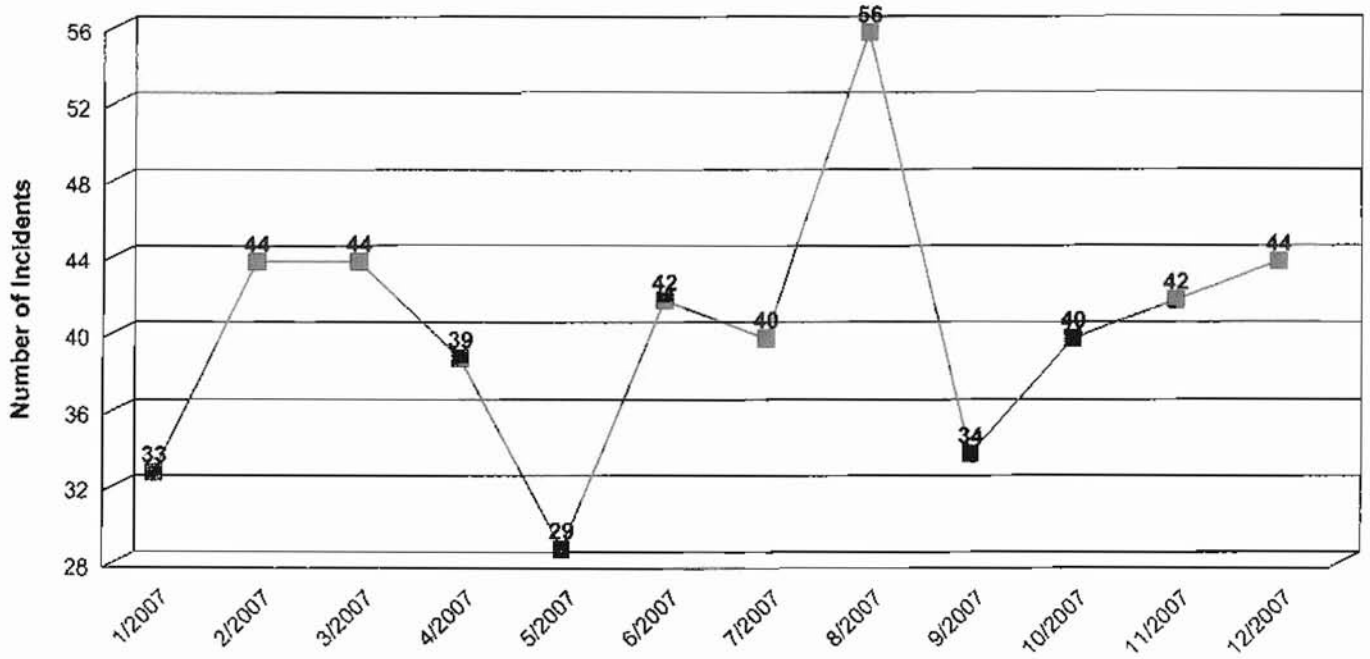
Incidents per year 1998 - 2007



# City of Fenton Fire Department

## Incident Reporting by Month

January 1, 2007 - December 31, 2007



Plotted points on Graph read from left to right.

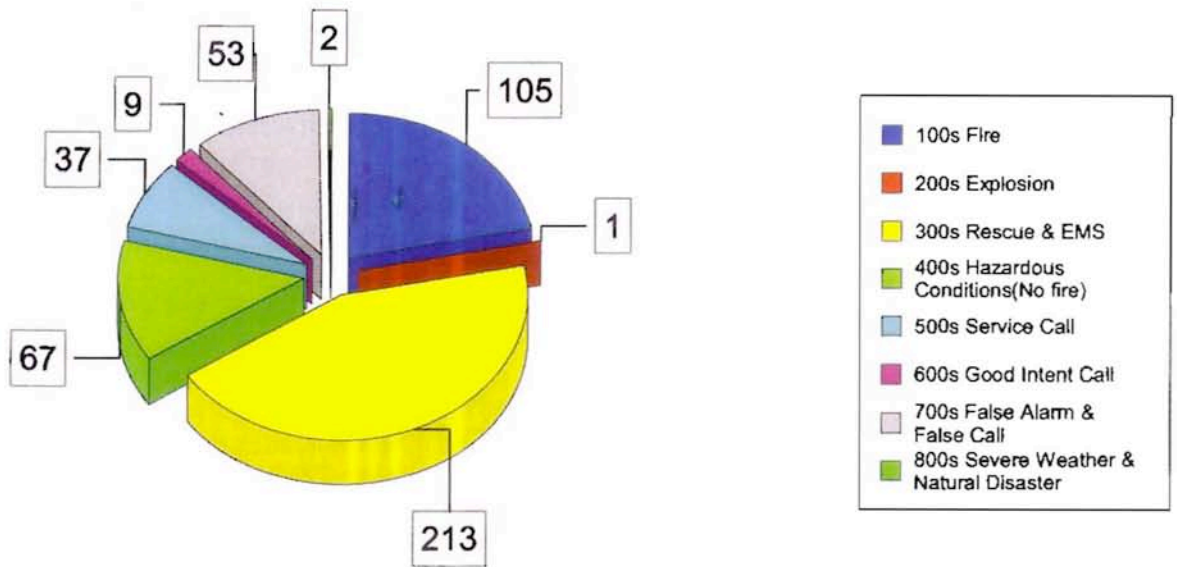
<u>Period</u>	<u>Number of Incidents</u>
January, 2007	33
February, 2007	44
March, 2007	44
April, 2007	39
May, 2007	29
June, 2007	42
July, 2007	40
August, 2007	56
September, 2007	34
October, 2007	40
November, 2007	42
December, 2007	44

**Total Incidents: 487**

# City of Fenton Fire Department

## Incident Reporting by Type of Incident

January 1, 2007 - December 31, 2007



*Graphed items are sorted by incident Type*

### Type Of Incident:

100 Series-Fire  
 200 Series-Explosion  
 300 Series-Rescue & EMS  
 400 Series-Hazardous Conditions(No fire)  
 500 Series-Service Call  
 600 Series-Good Intent Call  
 700 Series-False Alarm & False Call  
 800 Series-Severe Weather & Natural Disaster

### Total Of Incidents:

105  
 1  
 213  
 67  
 37  
 9  
 53  
 2

### Percentage Value:

21.56%  
 0.21%  
 43.74%  
 13.76%  
 7.60%  
 1.85%  
 10.88%  
 0.41%

**Grand Total: 487**

**Type Of Incident Most Frequent: 300 Series-Rescue & EMS**

# City of Fenton Fire Department

## Incident Reports by Type of Situation Found

January 1, 2007 - December 31, 2007

<u>INCIDENT TYPE</u>	<u>TOTAL INCIDENTS</u>
100 Fire, other	14
1001 Mutual Aid	30
111 Building fire	13
113 Cooking fire, confined to container	1
114 Chimney or flue fire, confined to chimney or flue	2
116 Fuel burner/boiler malfunction, fire confined	1
130 Mobile property (vehicle) fire, other	2
131 Passenger vehicle fire	22
134 Water vehicle fire	3
137 Camper or recreational vehicle (RV) fire	1
143 Grass fire	8
150 Outside rubbish fire, other	4
151 Outside rubbish, trash or waste fire	1
1601 Outdoor Fire	3
200 Overpressure rupture, explosion, overheat other	1
300 Rescue, emergency medical call (EMS) call, other	128
311 Medical assist, assist EMS crew	15
322 Vehicle accident with injuries	56
324 Motor vehicle accident with no injuries	9
341 Search for person on land	3
353 Removal of victim(s) from stalled elevator	1
362 Ice rescue	1
400 Hazardous condition, other	5
410 Flammable gas or liquid condition, other	3
411 Gasoline or other flammable liquid spill	7
412 Gas leak (natural gas or LPG)	13
413 Oil or other combustible liquid spill	9
420 Toxic condition, other	1
424 Carbon monoxide incident	8
440 Electrical wiring/equipment problem, other	13
444 Power line down	6
445 Arcing, shorted electrical equipment	2
500 Service Call, other	1
522 Water or steam leak	1
5311 Smoke/Odor Investigation	23
550 Public service assistance, other	3
551 Assist police or other governmental agency	6
553 Public service	1
554 Assist invalid	1
561 Unauthorized burning	1

# City of Fenton Fire Department

## Incident Reports by Type of Situation Found

January 1, 2007 - December 31, 2007

<u>INCIDENT TYPE</u>	<u>TOTAL INCIDENTS</u>
600 Good intent call, other	1
611 Dispatched & canceled en route	5
622 No incident found on arrival at dispatch address	2
650 Steam, other gas mistaken for smoke, other	1
700 False alarm or false call, other	14
730 System malfunction, other	2
732 Extinguishing system activation due to malfunction	1
735 Alarm system sounded due to malfunction	2
740 Unintentional transmission of alarm, other	22
741 Sprinkler activation, no fire - unintentional	1
743 Smoke detector activation, no fire - unintentional	3
744 Detector activation, no fire - unintentional	2
745 Alarm system sounded, no fire - unintentional	6
813 Wind storm, tornado/hurricane assessment	1
815 Severe weather or natural disaster standby	1
Total Number of Incidents:	487
Total Number of Incident Types:	55

*City of Fenton Fire Department*  
*2007 Annual Report*

**Number of Incidents**

January – March	121
April – June	110
July – September	130
October – December	<u>126</u>
<b>Total 2007</b>	<b>487</b>

**Payroll Cost Per Quarter**

	<b>Incident Payroll</b>	<b>Total Payroll</b>
January – March	\$51,516.00	\$61,080.00
April – June	\$42,125.00	\$50,632.00
July – September	\$55,927.00	\$65,627.00
October – December	<u>\$51,122.00</u>	<u>\$60,364.80</u>
<b>Total 2007</b>	<b>\$200,789.00</b>	<b>\$237,703.80</b>

**Personnel responses**

January – March	2051
April – June	1664
July – September	1945
October – December	<u>2136</u>
<b>Total 2007</b>	<b>7796</b>

**Overtime Hours**

January – March	354
April – June	357
July – September	904
October – December	<u>327</u>
<b>Total 2007</b>	<b>1942</b>

*City of Fenton Fire Department*  
*2007 Annual Report*

**Incident responses by Shift**

	1 <sup>st</sup> Shift	2 <sup>nd</sup> Shift	3 <sup>rd</sup> Shift
January – March	49	51	21
April – June	50	48	12
July – September	55	69	15
October – December	<u>55</u>	<u>49</u>	<u>22</u>
<b>Total 2007</b>	<b>209</b>	<b>208</b>	<b>70</b>

**In Station Training Sessions (2 - 4 Hours per session)**

January – March	157
April – June	144
July – September	168
October – December	<u>145</u>
<b>Total 2007</b>	<b>614</b>

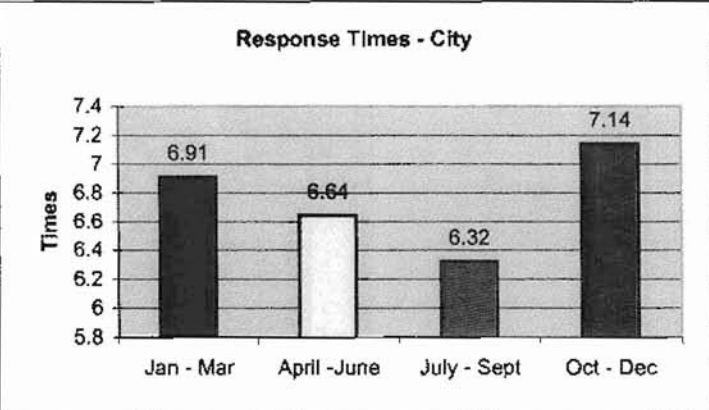
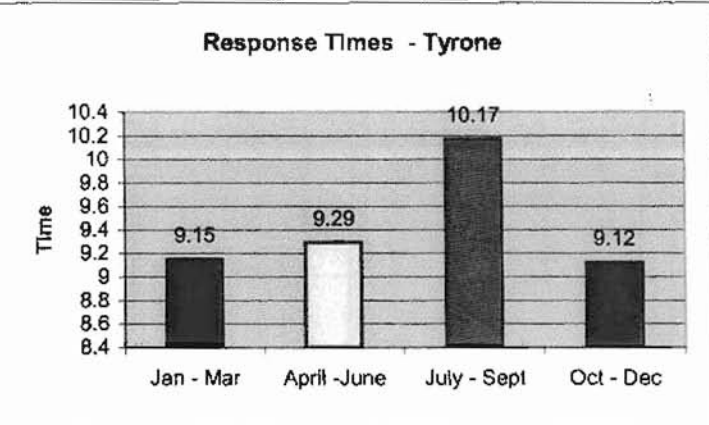
**Incident response times (City)**

January – March	6.91
April – June	6.64
July – September	6.32
October – December	<u>7.14</u>
<b>Average 2007</b>	<b>6.75</b>

**Incident response times (Tyrone Twp)**

January – March	9.15
April – June	9.29
July – September	10.17
October – December	<u>9.12</u>
<b>Average 2007</b>	<b>9.43</b>

# City of Fenton Fire Department 2007 Annual Report

<b>Incident response times by quarter (City)</b>	<b>Jan - Mar</b>	<b>April -June</b>	<b>July - Sept</b>	<b>Oct - Dec</b>	<b>Avg. for year Min.</b>										
 <p style="text-align: center;"><b>Response Times - City</b></p> <table border="1" style="margin: auto; border-collapse: collapse;"> <tr> <th>Quarter</th> <th>Response Time</th> </tr> <tr> <td>Jan - Mar</td> <td>6.91</td> </tr> <tr> <td>April - June</td> <td>6.64</td> </tr> <tr> <td>July - Sept</td> <td>6.32</td> </tr> <tr> <td>Oct - Dec</td> <td>7.14</td> </tr> </table>	Quarter	Response Time	Jan - Mar	6.91	April - June	6.64	July - Sept	6.32	Oct - Dec	7.14	<b>6.91</b>	<b>6.64</b>	<b>6.32</b>	<b>7.14</b>	<b>6.75</b>
Quarter	Response Time														
Jan - Mar	6.91														
April - June	6.64														
July - Sept	6.32														
Oct - Dec	7.14														
 <p style="text-align: center;"><b>Response Times - Tyrone</b></p> <table border="1" style="margin: auto; border-collapse: collapse;"> <tr> <th>Quarter</th> <th>Response Time</th> </tr> <tr> <td>Jan - Mar</td> <td>9.15</td> </tr> <tr> <td>April - June</td> <td>9.29</td> </tr> <tr> <td>July - Sept</td> <td>10.17</td> </tr> <tr> <td>Oct - Dec</td> <td>9.12</td> </tr> </table>	Quarter	Response Time	Jan - Mar	9.15	April - June	9.29	July - Sept	10.17	Oct - Dec	9.12	<b>9.15</b>	<b>9.29</b>	<b>10.17</b>	<b>9.12</b>	<b>9.43</b>
Quarter	Response Time														
Jan - Mar	9.15														
April - June	9.29														
July - Sept	10.17														
Oct - Dec	9.12														

# City of Fenton Fire Department

## Property and Contents Value Saved

January 1, 2007 - December 31, 2007

Incident Date: 1/14/2007

Incident #	Exp #	Incident Time	Incident Type		
12	0	10:06:00PM	111 Building fire		
		<b>Pre-Incident Property and Contents Value</b>	<b>Property and Contents Losses</b>		<b>Total Value Saved</b>
		175,000.00	20,000.00		155,000.00
		<b>Sum of Property and Contents Value Saved for this date:</b>			<b>155,000.00</b>

Incident Date: 2/12/2007

Incident #	Exp #	Incident Time	Incident Type		
51	0	6:57:00PM	113 Cooking fire, confined to container		
		<b>Pre-Incident Property and Contents Value</b>	<b>Property and Contents Losses</b>		<b>Total Value Saved</b>
		1,000,000.00	0.00		1,000,000.00
		<b>Sum of Property and Contents Value Saved for this date:</b>			<b>1,000,000.00</b>

Incident Date: 2/18/2007

Incident #	Exp #	Incident Time	Incident Type		
66	0	7:24:00PM	111 Building fire		
		<b>Pre-Incident Property and Contents Value</b>	<b>Property and Contents Losses</b>		<b>Total Value Saved</b>
		400,000.00	200,000.00		200,000.00
		<b>Sum of Property and Contents Value Saved for this date:</b>			<b>200,000.00</b>

Incident Date: 3/12/2007

Incident #	Exp #	Incident Time	Incident Type		
88	0	1:31:00AM	131 Passenger vehicle fire		
		<b>Pre-Incident Property and Contents Value</b>	<b>Property and Contents Losses</b>		<b>Total Value Saved</b>
		1,000.00	1,000.00		0.00
		<b>Sum of Property and Contents Value Saved for this date:</b>			<b>0.00</b>

Incident Date: 3/15/2007

Incident #	Exp #	Incident Time	Incident Type		
93	0	6:19:00PM	5311 Smoke/Odor Investigation		
		<b>Pre-Incident Property and Contents Value</b>	<b>Property and Contents Losses</b>		<b>Total Value Saved</b>
		3,000,000.00	0.00		3,000,000.00
		<b>Sum of Property and Contents Value Saved for this date:</b>			<b>3,000,000.00</b>

Incident Date: 3/18/2007

Incident #	Exp #	Incident Time	Incident Type		
98	0	11:05:00AM	111 Building fire		
		<b>Pre-Incident Property and Contents Value</b>	<b>Property and Contents Losses</b>		<b>Total Value Saved</b>
		190,000.00	2,000.00		188,000.00
		<b>Sum of Property and Contents Value Saved for this date:</b>			<b>188,000.00</b>

Incident Date: 3/24/2007

Incident #	Exp #	Incident Time	Incident Type		
104	0	1:16:00PM	131 Passenger vehicle fire		
		<b>Pre-Incident Property and Contents Value</b>	<b>Property and Contents Losses</b>		<b>Total Value Saved</b>
		1,000.00	1,000.00		0.00
		<b>Sum of Property and Contents Value Saved for this date:</b>			<b>0.00</b>

Incident Date: 3/26/2007

Incident #	Exp #	Incident Time	Incident Type		
109	0	9:54:00AM	131 Passenger vehicle fire		
		<b>Pre-Incident Property and Contents Value</b>	<b>Property and Contents Losses</b>		<b>Total Value Saved</b>
		1,000.00	500.00		500.00

Incident #	Exp #	Incident Time	Incident Type		
110	0	10:08:00AM	100 Fire, other		
		<b>Pre-Incident Property and Contents Value</b>	<b>Property and Contents Losses</b>		<b>Total Value Saved</b>
		125,000.00	500.00		124,500.00

Incident #	Exp #	Incident Time	Incident Type		
113	0	7:45:00PM	100 Fire, other		
		<b>Pre-Incident Property and Contents Value</b>	<b>Property and Contents Losses</b>		<b>Total Value Saved</b>
		140,000.00	500.00		139,500.00
		<b>Sum of Property and Contents Value Saved for this date:</b>			<b>264,500.00</b>

Incident Date: 3/29/2007

Incident #	Exp #	Incident Time	Incident Type		
119	0	8:29:00PM	100	Fire, other	
		Pre-Incident Property and Contents Value		Property and Contents Losses	Total Value Saved
		120,000.00		1,500.00	118,500.00
		Sum of Property and Contents Value Saved for this date:			118,500.00

Incident Date: 4/3/2007

Incident #	Exp #	Incident Time	Incident Type		
127	0	7:45:00AM	111	Building fire	
		Pre-Incident Property and Contents Value		Property and Contents Losses	Total Value Saved
		150,000.00		2,500.00	147,500.00
		Sum of Property and Contents Value Saved for this date:			147,500.00

Incident Date: 4/11/2007

Incident #	Exp #	Incident Time	Incident Type		
144	0	10:25:00AM	745	Alarm system sounded, no fire - unintentional	
		Pre-Incident Property and Contents Value		Property and Contents Losses	Total Value Saved
		7,000,000.00		1,500.00	6,998,500.00
		Sum of Property and Contents Value Saved for this date:			6,998,500.00

Incident Date: 4/13/2007

Incident #	Exp #	Incident Time	Incident Type		
146	0	7:23:00AM	100	Fire, other	
		Pre-Incident Property and Contents Value		Property and Contents Losses	Total Value Saved
		7,000,000.00		0.00	7,000,000.00
		Sum of Property and Contents Value Saved for this date:			7,000,000.00

Incident Date: 4/27/2007

Incident #	Exp #	Incident Time	Incident Type		
158	0	9:31:00PM	131	Passenger vehicle fire	
		Pre-Incident Property and Contents Value		Property and Contents Losses	Total Value Saved
		20,000.00		2,000.00	18,000.00
		Sum of Property and Contents Value Saved for this date:			18,000.00

**Incident Date: 5/3/2007**

Incident #	Exp #	Incident Time	Incident Type		
162	0	11:32:00AM	134 Water vehicle fire		
		<b>Pre-Incident Property and Contents Value</b>	<b>Property and Contents Losses</b>	<b>Total Value Saved</b>	
		3,000.00	3,000.00	0.00	
		<b>Sum of Property and Contents Value Saved for this date:</b>			0.00

**Incident Date: 6/2/2007**

Incident #	Exp #	Incident Time	Incident Type		
192	0	12:32:00PM	131 Passenger vehicle fire		
		<b>Pre-Incident Property and Contents Value</b>	<b>Property and Contents Losses</b>	<b>Total Value Saved</b>	
		1,000.00	1,000.00	0.00	
		<b>Sum of Property and Contents Value Saved for this date:</b>			0.00

**Incident Date: 6/17/2007**

Incident #	Exp #	Incident Time	Incident Type		
212	0	4:39:00PM	134 Water vehicle fire		
		<b>Pre-Incident Property and Contents Value</b>	<b>Property and Contents Losses</b>	<b>Total Value Saved</b>	
		10,000.00	10,000.00	0.00	
		<b>Sum of Property and Contents Value Saved for this date:</b>			0.00

**Incident Date: 6/22/2007**

Incident #	Exp #	Incident Time	Incident Type		
218	0	2:26:00AM	134 Water vehicle fire		
		<b>Pre-Incident Property and Contents Value</b>	<b>Property and Contents Losses</b>	<b>Total Value Saved</b>	
		2,500.00	2,500.00	0.00	
		<b>Sum of Property and Contents Value Saved for this date:</b>			0.00

**Incident Date: 6/25/2007**

Incident #	Exp #	Incident Time	Incident Type		
224	0	4:08:00AM	111 Building fire		
		<b>Pre-Incident Property and Contents Value</b>	<b>Property and Contents Losses</b>	<b>Total Value Saved</b>	
		250,000.00	25,000.00	225,000.00	
		<b>Sum of Property and Contents Value Saved for this date:</b>			225,000.00

**Incident Date: 7/8/2007**

Incident #	Exp #	Incident Time	Incident Type		
242	0	8:48:00PM	137	Camper or recreational vehicle (RV) fire	
Pre-Incident Property and Contents Value		Property and Contents Losses		Total Value Saved	
3,500.00		2,000.00		1,500.00	
Sum of Property and Contents Value Saved for this date:				1,500.00	

**Incident Date: 7/10/2007**

Incident #	Exp #	Incident Time	Incident Type		
244	0	1:12:00AM	111	Building fire	
Pre-Incident Property and Contents Value		Property and Contents Losses		Total Value Saved	
175,000.00		145,000.00		30,000.00	
Sum of Property and Contents Value Saved for this date:				30,000.00	

**Incident Date: 7/15/2007**

Incident #	Exp #	Incident Time	Incident Type		
249	0	9:11:00PM	111	Building fire	
Pre-Incident Property and Contents Value		Property and Contents Losses		Total Value Saved	
875,000.00		20,000.00		855,000.00	
Sum of Property and Contents Value Saved for this date:				855,000.00	

**Incident Date: 7/17/2007**

Incident #	Exp #	Incident Time	Incident Type		
250	0	4:08:00PM	131	Passenger vehicle fire	
Pre-Incident Property and Contents Value		Property and Contents Losses		Total Value Saved	
1,500.00		1,500.00		0.00	
Sum of Property and Contents Value Saved for this date:				0.00	

**Incident Date: 7/24/2007**

Incident #	Exp #	Incident Time	Incident Type		
265	0	2:22:00PM	131	Passenger vehicle fire	
Pre-Incident Property and Contents Value		Property and Contents Losses		Total Value Saved	
18,000.00		3,000.00		15,000.00	
Sum of Property and Contents Value Saved for this date:				15,000.00	

**Incident Date: 8/6/2007**

Incident #	Exp #	Incident Time	Incident Type		
280	0	9:42:00PM	131	Passenger vehicle fire	
Pre-Incident Property and Contents Value		Property and Contents Losses		Total Value Saved	
5,000.00		1,000.00		4,000.00	
Sum of Property and Contents Value Saved for this date:				4,000.00	

Incident Date: 8/16/2007

Incident #	Exp #	Incident Time	Incident Type		
295	0	6:44:00PM	131 Passenger vehicle fire		
Pre-Incident Property and Contents Value		Property and Contents Losses		Total Value Saved	
3,000.00		2,000.00		1,000.00	
Sum of Property and Contents Value Saved for this date:				1,000.00	

Incident Date: 8/17/2007

Incident #	Exp #	Incident Time	Incident Type		
296	0	2:00:00AM	116 Fuel burner/boiler malfunction, fire confined		
Pre-Incident Property and Contents Value		Property and Contents Losses		Total Value Saved	
250,000.00		200.00		249,800.00	
Sum of Property and Contents Value Saved for this date:				249,800.00	

Incident Date: 8/24/2007

Incident #	Exp #	Incident Time	Incident Type		
305	0	6:00:00PM	111 Building fire		
Pre-Incident Property and Contents Value		Property and Contents Losses		Total Value Saved	
160,000.00		10,000.00		150,000.00	
Sum of Property and Contents Value Saved for this date:				150,000.00	

Incident Date: 8/28/2007

Incident #	Exp #	Incident Time	Incident Type		
314	0	11:00:00PM	111 Building fire		
Pre-Incident Property and Contents Value		Property and Contents Losses		Total Value Saved	
350,000.00		17,000.00		333,000.00	
Sum of Property and Contents Value Saved for this date:				333,000.00	

Incident Date: 8/31/2007

Incident #	Exp #	Incident Time	Incident Type		
322	0	10:32:00AM	130 Mobile property (vehicle) fire, other		
Pre-Incident Property and Contents Value		Property and Contents Losses		Total Value Saved	
5,000.00		1,000.00		4,000.00	
Sum of Property and Contents Value Saved for this date:				4,000.00	

Incident Date: 9/4/2007

Incident #	Exp #	Incident Time	Incident Type		
331	0	5:09:00PM	131 Passenger vehicle fire		
Pre-Incident Property and Contents Value		Property and Contents Losses		Total Value Saved	
5,000.00		1,000.00		4,000.00	
Sum of Property and Contents Value Saved for this date:				4,000.00	

Incident Date: 9/17/2007

Incident # Exp #

Incident Date: 9/17/2007

Incident #	Exp #	Incident Time	Incident Type		
346	0	9:48:00PM	5311 Smoke/Odor Investigation		
Pre-Incident Property and Contents Value		Property and Contents Losses		Total Value Saved	
		1,000,000.00	0.00	1,000,000.00	
Sum of Property and Contents Value Saved for this date:				1,000,000.00	

Incident Date: 10/18/2007

Incident #	Exp #	Incident Time	Incident Type		
379	0	12:19:00PM	131 Passenger vehicle fire		
Pre-Incident Property and Contents Value		Property and Contents Losses		Total Value Saved	
		2,500.00	2,000.00	500.00	
Sum of Property and Contents Value Saved for this date:				500.00	

Incident Date: 10/19/2007

Incident #	Exp #	Incident Time	Incident Type		
383	0	12:33:00PM	111 Building fire		
Pre-Incident Property and Contents Value		Property and Contents Losses		Total Value Saved	
		250,000.00	500.00	249,500.00	
Sum of Property and Contents Value Saved for this date:				249,500.00	

Incident Date: 11/6/2007

Incident #	Exp #	Incident Time	Incident Type		
411	0	11:31:00PM	100 Fire, other		
Pre-Incident Property and Contents Value		Property and Contents Losses		Total Value Saved	
		750,000.00	20,000.00	730,000.00	
Sum of Property and Contents Value Saved for this date:				730,000.00	

Incident Date: 11/13/2007

Incident #	Exp #	Incident Time	Incident Type		
425	0	1:02:00PM	131 Passenger vehicle fire		
Pre-Incident Property and Contents Value		Property and Contents Losses		Total Value Saved	
		5,000.00	5,000.00	0.00	
Sum of Property and Contents Value Saved for this date:				0.00	

Incident Date: 11/18/2007

Incident #	Exp #	Incident Time	Incident Type		
430	0	6:31:00PM	111 Building fire		
Pre-Incident Property and Contents Value		Property and Contents Losses		Total Value Saved	
175,000.00		55,000.00		120,000.00	
Sum of Property and Contents Value Saved for this date:				120,000.00	

Incident Date: 11/29/2007

Incident #	Exp #	Incident Time	Incident Type		
442	0	8:05:00PM	743 Smoke detector activation, no fire - unintentional		
Pre-Incident Property and Contents Value		Property and Contents Losses		Total Value Saved	
200,000.00		0.00		200,000.00	
Sum of Property and Contents Value Saved for this date:				200,000.00	

Incident Date: 12/3/2007

Incident #	Exp #	Incident Time	Incident Type		
445	0	2:10:00AM	111 Building fire		
Pre-Incident Property and Contents Value		Property and Contents Losses		Total Value Saved	
250,000.00		10,000.00		240,000.00	
Sum of Property and Contents Value Saved for this date:				240,000.00	

Incident Date: 12/27/2007

Incident #	Exp #	Incident Time	Incident Type		
478	0	12:01:00PM	111 Building fire		
Pre-Incident Property and Contents Value		Property and Contents Losses		Total Value Saved	
160,000.00		25,000.00		135,000.00	
Sum of Property and Contents Value Saved for this date:				135,000.00	

Incident Date: 12/30/2007

Incident #	Exp #	Incident Time	Incident Type		
484	0	4:29:00PM	131 Passenger vehicle fire		
Pre-Incident Property and Contents Value		Property and Contents Losses		Total Value Saved	
14,000.00		1,600.00		12,400.00	
Sum of Property and Contents Value Saved for this date:				12,400.00	

Grand Total of Incidents: 42  
Total of Dates Counted: 40  
Grand Total of Property and Contents Value Saved: 23,649,700.00