

City of Fenton  
2006 Millage Table Rates

**Fenton Schools**

2006 Millage Rates - Non Principal Residence

	Summer	Winter	Total
School Education Tax	6	0	6
Fenton Schools	11.533	11.5331	23.0661
Genesee Intermediate School District	1.7671	1.767	3.5341
Mott Community College	1.3398	1.3398	2.6796
City of Fenton	10.6226	0	10.6226
Genesee County	2.9233	4.5052	7.4285
Library	0	0.7481	0.7481
Bishop Airport	0	0.4847	0.4847
Mass Transportation Authority	0	0.7998	0.7998
Southern Lakes Parks and Recreation	0	0.3726	0.3726
	34.1858	21.5503	55.7361

**Lake Fenton Schools**

2006 Millage Rates - Non Principal Residence

	Summer	Winter	Total
School Education Tax	6	0	6
Lake Fenton Schools	0	22.8955	22.8955
Genesee Intermediate School District	0	3.5341	3.5341
Mott Community College	1.3398	1.3398	2.6796
City of Fenton	10.6226	0	10.6226
Genesee County	3.6714	4.5052	8.1766
Library	0	0.7481	0.7481
Bishop Airport	0	0.4847	0.4847
Mass Transportation Authority	0	0.7998	0.7998
Southern Lakes Parks and Recreation	0	0.3726	0.3726
	21.6338	34.6798	56.3136

**Fenton Schools**

2006 Millage Rates - Principal Residence

	Summer	Winter	Total
School Education Tax	6	0	6
Fenton Schools	2.8181	2.8181	5.6362
Genesee Intermediate School District	1.7671	1.767	3.5341
Mott Community College	1.3398	1.3398	2.6796
City of Fenton	10.6226	0	10.6226
Genesee County	3.6714	4.5052	8.1766
Library	0	0.7481	0.7481
Bishop Airport	0	0.4847	0.4847
Mass Transportation Authority	0	0.7998	0.7998
Southern Lakes Parks and Recreation	0	0.3726	0.3726
	26.219	12.8353	39.0543

**Lake Fenton Schools**

2006 Millage Rates - Principal Residence

	Summer	Winter	Total
School Education Tax	6	0	6
Lake Fenton Schools	0	4.8955	4.8955
Genesee Intermediate School District	0	3.5341	3.5341
Mott Community College	1.3398	1.3398	2.6796
City of Fenton	10.6226	0	10.6226
Genesee County	3.6714	4.5052	8.1766
Library	0	0.7481	0.7481
Bishop Airport	0	0.4847	0.4847
Mass Transportation Authority	0	0.7998	0.7998
Southern Lakes Parks and Recreation	0	0.3726	0.3726
	21.6338	16.6798	38.3136

**Holly Schools - Oakland County Parcel**

2006 Millage Rates - Non Principal Residence

	Summer	Winter	Total
School Education Tax	6	0	6
Holly Schools	25	0	25
Oakland Intermediate School District	3.369	0	3.369
City of Fenton	10.6226	0	10.6226
Oakland County	2.8	1.39	4.19
Oakland Community College	1.5844	0	1.5844
Parks	0	0.2415	0.2415
HCMA	0	0.2146	0.2146
	49.376	1.8461	51.2221

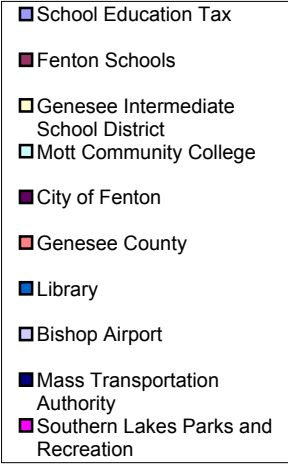
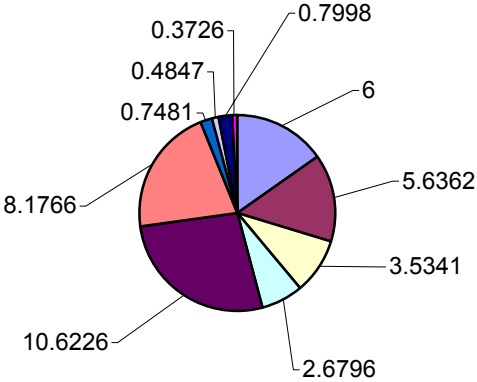
**Holly Schools - Oakland County Parcel**

2006 Millage Rates - Principal Residence

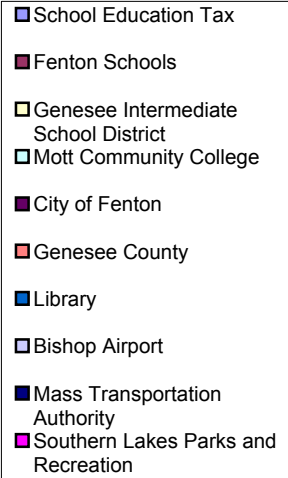
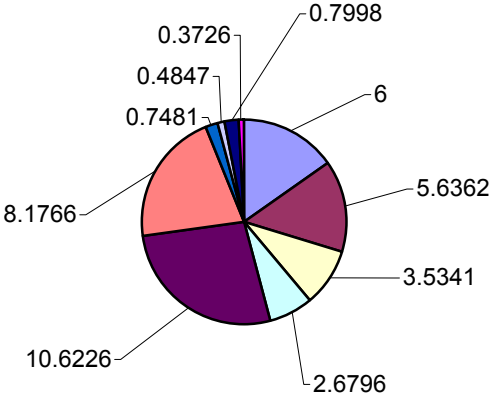
	Summer	Winter	Total
School Education Tax	6	0	6
Holly Schools	7	0	7
Oakland Intermediate School District	3.369	0	3.369
City of Fenton	10.6226	0	10.6226
Oakland County	2.8	1.39	4.19
Oakland Community College	1.5844	0	1.5844
Parks	0	0.2415	0.2415
HCMA	0	0.2146	0.2146
	31.376	1.8461	33.2221

## 2006 Millage Rates Fenton Schools Resident

### Principal Residence

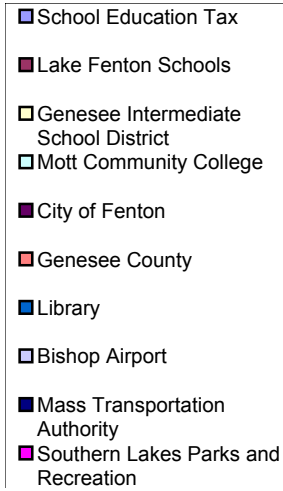
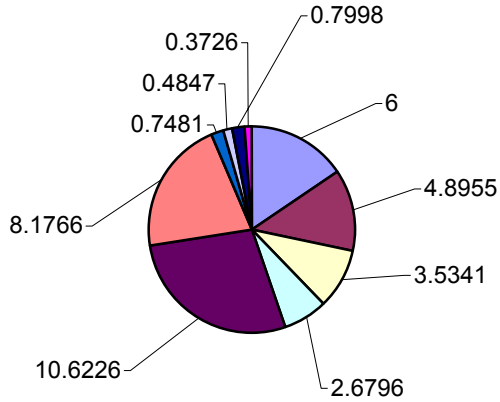


### Non-Principal Residence

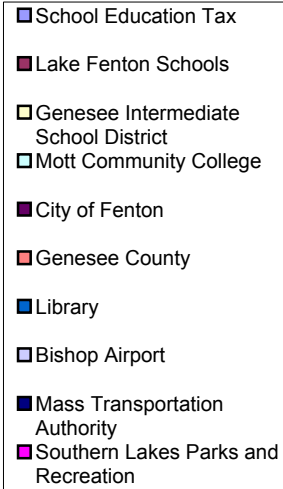
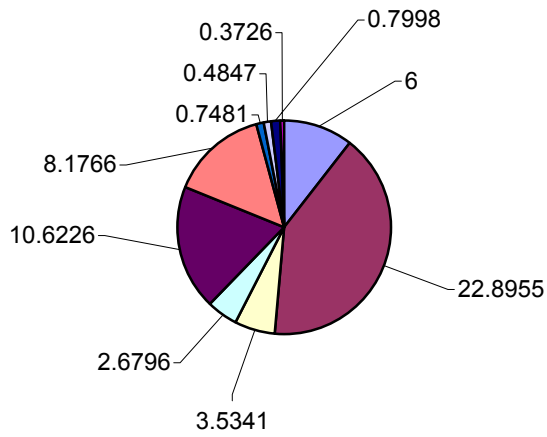


## 2006 Millage Rates Lake Fenton Schools Resident

### Principal Residence

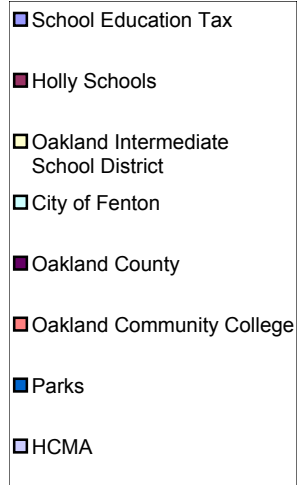
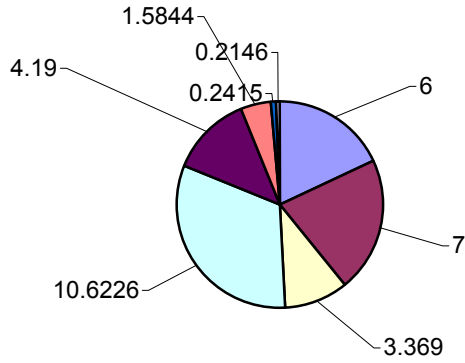


### Non-Principal Residence



## 2006 Millage Rates Holly Schools Resident

### Principal Residence



### Non-Principal Residence

