

City of Fenton  
2005 Millage Table Rates

**Fenton Schools**

2005 Millage Rates - Non Principal Residence

	Summer	Winter	Total
School Education Tax	6	0	6
Fenton Schools	11.6318	11.6318	23.2636
Genesee Intermediate School District	1.7678	1.7683	3.5361
Mott Community College	1.3404	1.3403	2.6807
City of Fenton	10.7116	0	10.7116
Genesee County	1.8365	5.3928	7.2293
Bishop Airport	0	0.4849	0.4849
Mass Transportation Authority	0	0.7949	0.7949
Southern Lakes Parks and Recreation	0	0.377	0.377
	33.2881	21.79	55.0781

**Lake Fenton Schools**

2005 Millage Rates - Non Principal Residence

	Summer	Winter	Total
School Education Tax	6	0	6
Lake Fenton Schools	0	22.9059	22.9059
Genesee Intermediate School District	0	3.5361	3.5361
Mott Community College	1.3404	1.3403	2.6807
City of Fenton	10.7116	0	10.7116
Genesee County	1.8365	5.3928	7.2293
Bishop Airport	0	0.4849	0.4849
Mass Transportation Authority	0	0.7949	0.7949
Southern Lakes Parks and Recreation	0	0.377	0.377
	19.8885	34.8319	54.7204

**Fenton Schools**

2005 Millage Rates - Principal Residence

	Summer	Winter	Total
School Education Tax	6	0	6
Fenton Schools	2.8181	2.8181	5.6362
Genesee Intermediate School District	1.7678	1.7683	3.5361
Mott Community College	1.3404	1.3403	2.6807
City of Fenton	10.7116	0	10.7116
Genesee County	1.8365	5.3928	7.2293
Bishop Airport	0	0.4849	0.4849
Mass Transportation Authority	0	0.7949	0.7949
Southern Lakes Parks and Recreation	0	0.377	0.377
	24.4744	12.9763	37.4507

**Lake Fenton Schools**

2005 Millage Rates - Principal Residence

	Summer	Winter	Total
School Education Tax	6	0	6
Lake Fenton Schools	0	4.9059	4.9059
Genesee Intermediate School District	0	3.5361	3.5361
Mott Community College	1.3404	1.3403	2.6807
City of Fenton	10.7116	0	10.7116
Genesee County	1.8365	5.3928	7.2293
Bishop Airport	0	0.4849	0.4849
Mass Transportation Authority	0	0.7949	0.7949
Southern Lakes Parks and Recreation	0	0.377	0.377
	19.8885	16.8319	36.7204

**Holly Schools - Oakland County Parcel**

2005 Millage Rates - Non Principal Residence

	Summer	Winter	Total
School Education Tax	6	0	6
Holly Schools	25	0	25
Oakland Intermediate School District	3.369	0	3.369
City of Fenton	10.7116	0	10.7116
Oakland County	1.39	2.8	4.19
Oakland Community College	1.5844	0	1.5844
Parks	0	0.2415	0.2415
HCMA	0	0.2146	0.2146
	48.055	3.2561	51.3111

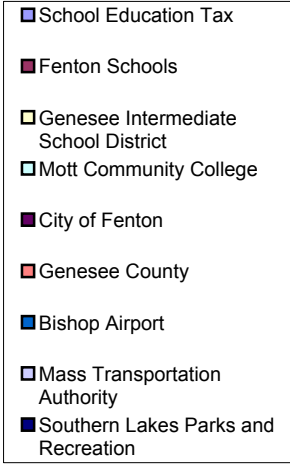
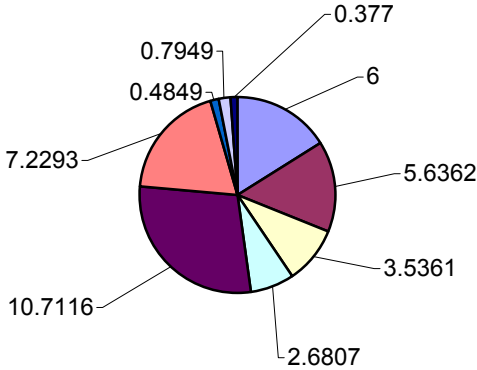
**Holly Schools - Oakland County Parcel**

2005 Millage Rates - Principal Residence

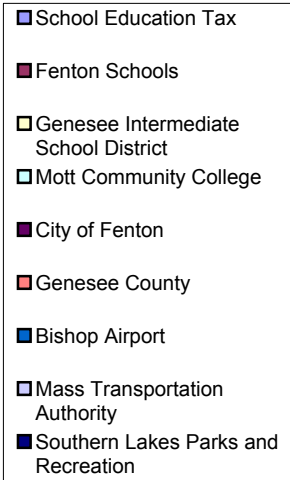
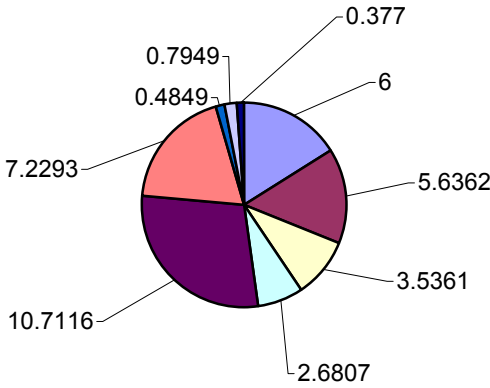
	Summer	Winter	Total
School Education Tax	6	0	6
Holly Schools	7	0	7
Oakland Intermediate School District	3.369	0	3.369
City of Fenton	10.7116	0	10.7116
Oakland County	1.39	2.8	4.19
Oakland Community College	1.5844	0	1.5844
Parks	0	0.2415	0.2415
HCMA	0	0.2146	0.2146
	30.055	3.2561	33.3111

## 2005 Millage Rates Fenton Schools Resident

### Principal Residence

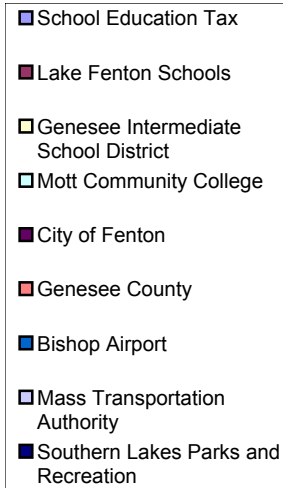
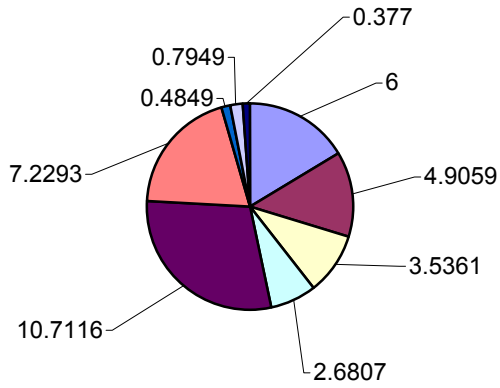


### Non-Principal Residence

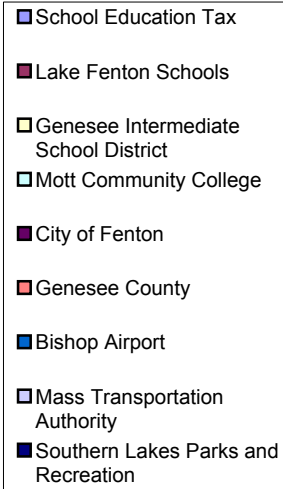
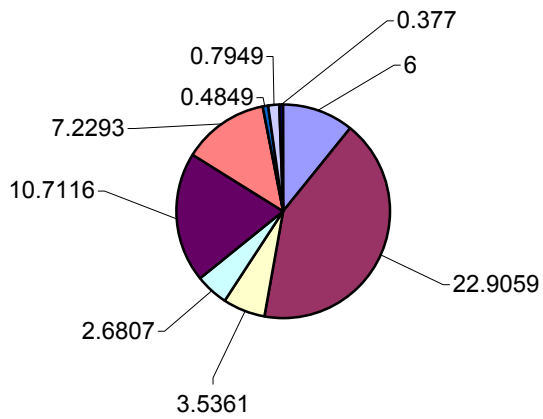


## 2005 Millage Rates Lake Fenton Schools Resident

### Principal Residence

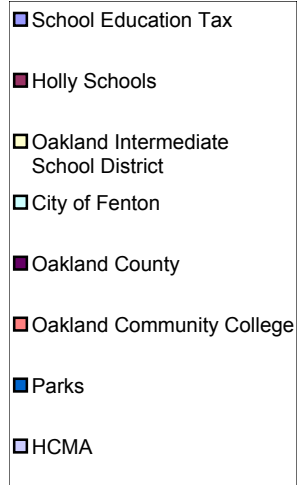
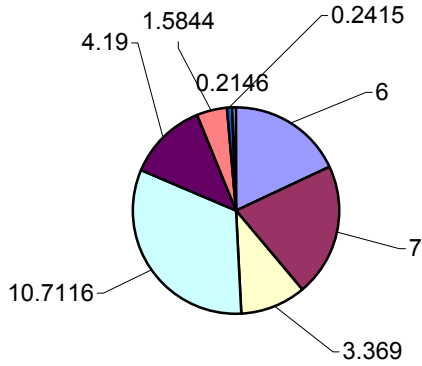


### Non-Principal Residence



## 2005 Millage Rates Holly Schools Resident

### Principal Residence



### Non-Principal Residence

